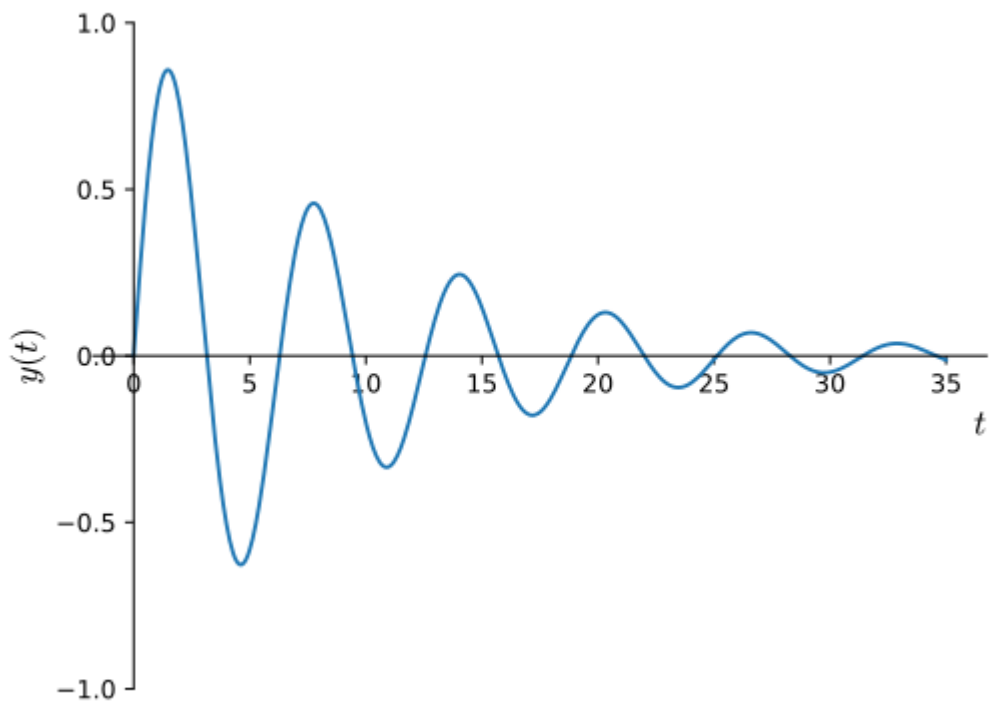







File:Damped oscillation function plot.svg

From Wikimedia Commons, the free media repository

File	File history	File usage on Commons	File usage on other wikis	Metadata
-------------------	---------------------------	------------------------------------	--	-----------------------



-  **Download**
all sizes
-  **Use this file**
on the web
-  **Use this file**
on a wiki
-  **Email a link**
to this file
-  **Information**
about reusing

Size of this PNG preview of this SVG file: **576 × 432 pixels**. Other resolutions: 320 × 240 pixels | 640 × 480 pixels | 1,024 × 768 pixels | 1,280 × 960 pixels | 2,560 × 1,920 pixels.




Original file (SVG file, nominally 576 × 432 pixels, file size: 20 KB)

 **Open in Media Viewer** 

File information Structured data


Captions	Edit
English	Exponentially decaying sine function.
▼ See 1 more language	


Summary [[edit](#)]

Description	English: Exponentially decaying cosine function <i>y</i>(<i>t</i>) = e^{-0.1<i>t</i>} sin(<i>t</i>) Español: Función coseno que decae exponencialmente <i>y</i>(<i>t</i>) = e^{-0.1<i>t</i>} sin(<i>t</i>)
Date	26 February 2022
Source	Own work
Author	Nicoguaro
SVG development	 The source code of this SVG is invalid due to an error.  This W3C- <i>invalid</i> plot was created with Matplotlib .  The file size of this SVG plot may be irrationally large because its text has been converted to paths , to inhibit translation.
Source code	<div style="background-color: #e0ffe0; padding: 10px;">Python code <pre>import numpy as np import matplotlib.pyplot as plt plt.rcParams["mathtext.fontset"] = "cm" t = np.linspace(0, 35, 500) y = np.exp(-0.1*t)*np.sin(t) plt.plot(t, y) plt.xlabel("\$t\$", fontsize=14, loc="right") plt.ylabel("\$y(t)\$", fontsize=14) plt.yticks([-1, -0.5, 0, 0.5, 1]) ax = plt.gca() ax.spines['right'].set_color('none') ax.spines['top'].set_color('none') ax.xaxis.set_ticks_position('bottom') ax.spines['bottom'].set_position(('data',0)) ax.yaxis.set_ticks_position('left') ax.spines['left'].set_position(('data',0)) plt.savefig("Damped oscillation function plot.svg") plt.show()</pre></div>

Licensing [[edit](#)]

I, the copyright holder of this work, hereby publish it under the following license:

This file is licensed under the [Creative Commons Attribution 4.0 International](#)  license.



You are free:

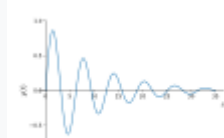
- **to share** – to copy, distribute and transmit the work
- **to remix** – to adapt the work

Under the following conditions:

- **attribution** – You must give appropriate credit, provide a link to the license, and indicate if changes were made. You may do so in any reasonable manner, but not in any way that suggests the licensor endorses you or your use.

File history

Click on a date/time to view the file as it appeared at that time.

	Date/Time	Thumbnail	Dimensions	User	Comment
current	16:29, 26 February 2022		576 × 432 (20 KB)	Nicoguaro (talk contribs)	Uploaded own work with UploadWizard

You cannot overwrite this file.

File usage on Commons

The following page uses this file:

- [File:Damped oscillation function plot.png](#)

File usage on other wikis

The following other wikis use this file:

- Usage on [am.wikipedia.org](#)
 - [አር ሊ ለ ሲ ዕ ዱ ደ ት](#)
- Usage on [az.wikipedia.org](#)
 - [Asimptot](#)
- Usage on [ca.wikipedia.org](#)
 - [Atenuació \(mecànica d'ones\)](#)
- Usage on [en.wikipedia.org](#)
 - [Q factor](#)
 - [User:Nicoguaro/Gallery](#)
- Usage on [en.wikibooks.org](#)
 - [User:Vinyasi/sandbox](#)
- Usage on [en.wikiversity.org](#)
 - [Draft:Free Energy does not Exist](#)
- Usage on [hy.wikipedia.org](#)
 - [Ասիմպտոս](#)
- Usage on [kk.wikipedia.org](#)
 - [Асимптота](#)
- Usage on [lv.wikipedia.org](#)
 - [Kvalitātes faktors Q](#)
- Usage on [ru.wikipedia.org](#)
 - [Асимптота](#)

Metadata

This file contains additional information such as Exif metadata which may have been added by the digital camera, scanner, or software program used to create or digitize it. If the file has been modified from its original state, some details such as the timestamp may not fully reflect those of the original file. The timestamp is only as accurate as the clock in the camera, and it may be completely wrong.

Categories: [Damped oscillations](#) | [Vibrations](#) | [Functions \(mathematics\)](#)
Hidden categories: [Invalid SVG created with Matplotlib code](#) | [Path text SVG](#) | [CC-BY-4.0](#) | [Self-published work](#)