

# THE RELATIVITY OF ENERGY AND THE REVERSAL OF TIME IS A SHIFT IN PERSPECTIVE

Vinyasi

Independent Research at Home – Southern, California

## **ABSTRACT**

*The Relativity of electrical engineering explains the reversal of time as a reversal of current resulting from electrical or magnetic reactance. This affects the frame of reference of electricity, but this is not obvious to the observer. Polarity of the sign of a simulator's time interval is derived from its power and energy assessment. Current reversal is equivalent to time reversal. Reversal of current increases voltage differences in deference to common sense. Coils of wire become generators without any significant prime mover. This requires a severe reduction of input power so as to avoid repressing these effects. The foreseeable consequence is a severe reduction of the size of energy farms putting electrical energy into the hands of third-world countries and pragmatic industry. The cost of energy can be integrated into the cost to manufacture an appliance possessing its own, built-in power supply.*

## **KEYWORDS**

*efficiency, energy, relativity, time-dilation, reactance*

## **1. PREMISE**

Heisenberg's uncertainty principle is a fundamental predicate to whatever extremes of largess or smallness which electrical and magnetic reactances are capable of. They are capable of surprising the observer with unexpected results, such as: whenever sections of the Indian power grid go offline and produce overunity.<sup>[1]</sup>

## **2. INTRODUCTION**

It is the usual presumption to assume that energy is tied to matter in a manner which is analogous to that famous equation of Maxwell,<sup>[2]</sup> of:  $E=MC^2$ . Yet, this mathematical relationship is merely indicative of nuclear reactions, not electrical – nor magnetic – reactances. These latter dynamics are restricted to the limitations of the valence atomic bonds which hold a group of copper atoms together in a piece of wire (for instance). If the energy of a copper wire should exceed the energy of its valence bonds, then its copper atoms will vaporize into a cloud of dust as Nikola Tesla discovered when he tested his wire for tolerance to excessive voltages and frequencies.

Hence, electrical and magnetic energy may destroy its host-circuit due to negligence on the part of its human operator for failure to regulate the over-reactance which negative impedance can inflict upon its host when operating under a severely restricted input of power. But this over-reactance need not consume its host-circuit since its host was never intended to serve as a consumable fuel. The host is merely a carrier which provides a wave guide for the union of the various forces of electrodynamics to conjoin into the synthesis of electricity within the confines bounded by a specific duration. This durational boundary is set by the dynamics of reactance whenever operating under low-levels of input-power.

## 2.1. Foster's Reactance Theorem

Foster's reactance theorem<sup>[3]</sup> provides for the over-reactance of negative impedance, but does not specify, in practical terms, how to make it happen. Thus, is born, the need for the technological application of Relativity to provide for electrical and magnetic reactance to execute this theory into a practical device.

## 2.2. Time

Time cannot be modulated in a direct manner. The direction of a duration of time, and the direction of a phase of current relative to its phase of voltage within each cycle of oscillation, *cannot* be directly manipulated *by ourself*. Yet, the individual factors of electrical and magnetic reactance can coordinate to provide for our indirect manipulation of the direction of time and of current – apart from current's association with the polarity of its voltage.

## 2.3. Methods of Manipulation

Eric Dollard espouses two techniques for the integration of time with space.<sup>[4]</sup> These two techniques incorporate the synthesis of electricity as well as its dissolution. This latter option for the dissolution of electricity is without regard to the *Rules of Thumb* of Thermodynamics. Energy, under these circumstances, disappears into the counter-space of the square root of negative one, namely: the conversion of real power into its purely imaginary format wherein our accountability (ie, conservation) is at a loss to explain the physical character of this conversion whenever extreme reductions of input-power occur.<sup>[Error! Bookmark not defined.]</sup>

## 2.4. The Square Root of Negative One Supports Electrical Reactance

Nobody expects to materialize a proof for the existence of imaginary numbers since the square root of negative one is purely, and simply, a manmade construct to facilitate the use of certain problems in mathematics without making any demands upon us for finding their solution among the physical world of real numbers.

Surprisingly, this imaginary plane of numbers provides for one method of integrating time with space. But, it has the embarrassing consequence of also providing for “more energy OUT than IN” or “less energy OUT than IN” both of which are not allowable under the auspices of our present belief in the Conservation of Energy *Rule of Thumb*. So, before proceeding any further with this discussion, this peculiar “Rule of Thumb” must be addressed and swept aside as being not relevant to this discussion.

## 3. THE RELEVANCY OF CONSERVATION IS QUESTIONABLE ALONG WITH OUR MOTIVE FOR MAINTAINING ITS EXISTENCE AT THE COST OF OUR INNOCENCE

The Conservation of Energy has been hypothesized upon a predicate of the “isolation of systems of energy” despite the prevailing opinion among scientists that “the fruit of experience” does not bear this out.

*Because of the requirement of enclosure, and the near ubiquity of gravity, strictly and ideally isolated systems do not actually occur in experiments or in nature. Though very useful, they are strictly hypothetical.*

*Classical thermodynamics is usually presented as postulating the existence of isolated systems. It is also usually presented as the fruit of experience. Obviously, no experience has been reported of an ideally isolated system<sup>[5]</sup>*

Hence, both the Conservation of Energy and its predicate of energetic isolation are hypotheses in want of a predicate. This is especially true since the isolation of energetic systems was merely intended as a hypothetical convenience for the purpose of assessing the energies of non-isolated systems. It was never intended by physicists, or by engineers, to become an inviolate law outside of their craft to describe, and define, a hypothetical perpetual motion machine. Yet, this is what has happened. Just ask any Patent Office!

What compounds this problem is to assume it to be true outside of circuit-analysis. This is an injection of a mere belief into the management of social engineering without any foundation for this intrusion. This spawns a self-fulfilling verdict that Conservation of Energy *must be true* since we presume it to be true whenever we feed our circuits a quantity of energy under the assumption that *all of our circuit's energy requirements must be met*, plus a little bit extra to cover its losses. This has the consequence of overfeeding our circuits and repressing any possibility for the self-inducement of their negative impedance.<sup>[Error! Bookmark not defined.]</sup>

This self-fulfilling presumption of “conventional wisdom” fulfils an agenda which is hidden in plain sight that: it is common knowledge that the individual is required by his/her society to maintain the “status quo”. This is more important than maintaining one's self. It is a social obligation to which no one will admit yet everyone will seek without fail. It is the only reasonable justification for this repression (as I see it) since a Law of Physics cannot be predicated upon a hypothesis and remain a Law without equivocation. This nonsensical, unwritten law of “following the tail in front of us” is the only equivocation, in extent, of this lawless condition to continually support the Conservation of Energy along with our sacrifice of critical judgment.

We have a conflict of two separate experiences informing us of a contradiction which we choose to ignore. On the one hand, the fruit of our experience fails to justify energetic isolation as a predicate for the Conservation of Energy. And (yet) on the other hand, our contrivance of the forced over-feeding of our electrical circuitry gives us the illusion of experience which *apparently* justifies believing this Law to be true while preventing any other experience from arising which could undermine our blind-belief in this so-called Law of physics. We have become economically and emotionally dependent upon maintaining this self-fulfilling lie to such a degree of excess that we can't imagine otherwise without an unspeakable fear and/or anger overtaking our sense of right and wrong.

#### **4. THE GOLDEN RATIO AND MUTUAL INDUCTANCE SUPPORTS MAGNETIC REACTANCE**

Within the excerpt of Eric's dissertation on the *Origins of Energy Synthesis*,<sup>[3]</sup> the mutual inductance of the Golden ratio is another method (in addition to the square root of negative one) whereby time and space may become conjoined into a union of electro dynamic force. And sometimes, mutual inductance -alone- suffices to produce this integration. This makes overunity possible along with underunity. Both are intrinsic features of electrodynamics.

An example of how mutual inductance can induce the synthesis of electricity is provided, below, at **Section 7.2**.

## 5. THE UNION OF TIME AND SPACE MAKES POSSIBLE ANY IMPEDANCE OF ANY POLARITY

The positive impedance of positive damping is equally justifiable by comparison to the negative impedance of negative damping. Yet, the Conservation of Energy (if we refuse to give up our obsession with it being a Law) requires that something else other than energy has to be sacrificed in order to maintain continuity with this *so-called law* and justify the ever-increasing, exponential escalation of voltage difference which results from the consequence of negative impedance. This *other* sacrifice is the solidity of our perception of time. Noether's Theorem allows for time-shifts to account for the non-Conservation of Energy since ...

“nothing depends upon time per se”<sup>[6]</sup>

In other words, nothing depends *directly* upon time. We cannot manipulate time, because we cannot access it. Instead, the manipulation of time is an indirect consequence of our manipulation of the individual factors of electrical and magnetic reactance under the extreme adversity of restricted input. This causes a shift in power-factor as much as one-half cycle of displacement between voltage and current. This reversal of current *is not* a factor of reactance which we can directly access for our manipulation. Instead, this is *a natural consequence* of manipulating the factors of electrical reactance, such as: frequency, capacitance and inductance, or the factors of magnetic reactance, such as: mutual inductance and its simultaneous occurrence in the format of its multiplicative inverse of mutual capacitance. The reversal of time is the accumulation of many cycles of oscillation of the reversal of current. And this reversal fulfils the thermodynamics of entropy from the perspective of energy via the damping of a wave. But this wave-damping will be in reverse time-sequence from *our* perspective while simultaneously being in a forwards time-sequence from the point-of-view of energy. Hence, nothing has been violated. Conservation is upheld and the cost of our use of energy can be reduced to an almost zero expense.

“Nothing depends upon time per se” *really means*, that: nothing depends upon the temporal reference-frame of the observer. What matters is the point-of-view, the referencing-frame, of the energy. And if its sequence of time should turn around and proceed in (what *appears to us* as being) a reversal of direction, then the Conservation of Energy has been upheld since the direction of time has never changed from the perspective of energy. It has merely changed direction from *our* perspective. But, *our perspective does not count* since we are not the energy within our circuitry. We are merely its observer witnessing its behavior from outside of itself. We must never forget this.

Despite this natural tendency for “nothing to depend upon time”, energy *has* to depend upon *something*. So, our social endearment to maintaining the Law of Conservation depends upon our personal sacrifice of the *sanctity and stability of our perspective* to give us an illusion of stability among our measurements of “conserved” quantities by erroneously involving ourselves in a game of “identification with the objects of perception”.<sup>[7]</sup>

But, reactance is not one of these conserved quantities since reactance is predicated upon a fictional character within the mind of man called: “The Exploits of the Square Root of Negative One”. Hence, reactance is a veritable loop-hole within electrodynamics which allows for overunity and underunity. Reactance, literally, supersedes time as we know time to be.

Time is the celebrity who gets all of our applause, but reactance makes all of his accolades possible. And if we define time as a series of events involving the changing states of energetic

matter, then reactance is the stage-hand who makes this theatrical performance possible upon the platform of Creation.

## 6. OUR MEASUREMENTS OF ENERGY ARE PREDICATED UPON THE SLIPPERY SLOPE OF REACTANCE

The speed of light would have no meaning without being measured in terms of time. And this reference of time must hold true for the same observer over a full duration of their perception of speed. But, Micro-Cap 12 electronic simulator<sup>[8]</sup> manages to implicitly point out ...

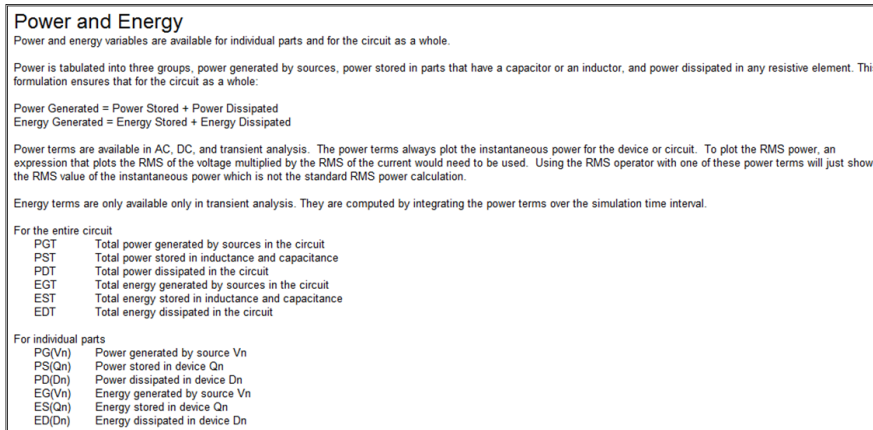


Figure 1. A screenshot of a Micro-Cap 12 help-file.

... that its transient analysis functions for total power and total energy yields a fresh insight into the dynamics of how Relativity explains and justifies the escalating differences in voltage which negative impedance provides for without violating Conservation (if Conservation is, indeed, an inviolate Law of Nature).

It is interesting to note that Conservation is dutifully upheld by subscribing to the belief that caps and coils are “passive” components incapable of becoming “active” generators of power. In Micro-Cap's own words (quoted from Figure #1, up-above), ...

Power Generated (by Voltage Sources, et cetera) = ... ←

... = the Power Stored (in Caps and Coils) + the Power Dissipated (by Resistors and such)  
 Yet, severely restricting the input-power of a simulated circuit can yield this interesting relationship in which ...

*Power Generated without a Voltage Source can result from Power Generated by Caps + Coils.*

I rarely use a power-source in any of my circuit simulations, these days, since I can generate power from coils in the presence of capacitors. So, this equality (as stated by Micro-Cap's help-file) does not involve *my research* into overunity most of the time. And if I happen to find myself using a source of energy, then I must throw away most of its power so as to eliminate its repressive tendency acting (such as it does) *against* the self-induced negative impedance of over-reactance. So, there is a conspiracy afoot to thwart the development of *free-energy devices*, but not emanating from secret societies of “men in black”. Instead, this repression comes about due

to the mind-virus which all of us subscribe to if we don't know any better. This amounts to most of us.

*By the way, the term of “mind-virus” is not mine. It belongs to Eric P. Dollard. Thank you, Eric, for giving it to us!*

By dividing the total power by the total energy of our analysis for the temporary storage of power and energy within capacitors and inductors (for instance), it is possible to infer what polarity of sign is attached to each interval of time under calculation ...

$$\frac{Power}{Energy} = Time\ Interval \quad \dots \text{ since } \dots \quad \frac{\Delta Power}{Time} = \Delta Energy$$

And if the resulting *Time Interval* is negative, then this implies that Power is also negative since Energy is a consequence of this calculation; it is *not* its causation. Negative watts is a sure-fire indication of the generation of power.

In a sense, we (who espouse the freedom to synthesize electricity from its constituent forces) convert the indefinable, non-conservable square root of negative one into a definable, and thus into a conservable, quantity of power over a period of duration.

This makes the *negation of Time* the “Holy Grail” of living a life-of-freedom devoid of any fear-of-privation by our discovery of the *reversal of time* made practical by reactance.

Polarity of sign for an interval of time cannot be swept aside as an anomaly of round-off error (due to the limitations of the floating point decimal number system in use by the calculations of our desktop and laptop computers) since the accuracy of numeric data is not relevant to its polarity. Numeric accuracy is merely relevant to the absolute magnitude of numeric data. The *polarity* of numeric data remains unaffected by whatever accuracies or inaccuracies impact the floating point decimal number system.

But *if it were relevant*, then the accuracy of the absolute magnitude of numeric data becomes less of a computational risk as we add more bits to our computer's registers. At 64-bits, false positives of overunity (due to these inherent inaccuracies) become less and less of a problem while (at the same time) these technological improvements to our computational power increases the difficulty of successfully simulating overunity.

This does not diminish the credibility of overunity. Instead, it bolsters our remaining options for designing overunity circuits by increasing the credibility of these remaining options at the expense of all of our prior failures.

So, the direction of time does not remain the same over a period of time from the perspective of the energy within a simulator's analysis of an overunity circuit which produces more energy OUT than IN.

*Hmmm ...* ( with emphasis ;-) )

## 6.1. Total Power versus Calculated Power

Consider the following oscilloscope tracing ...

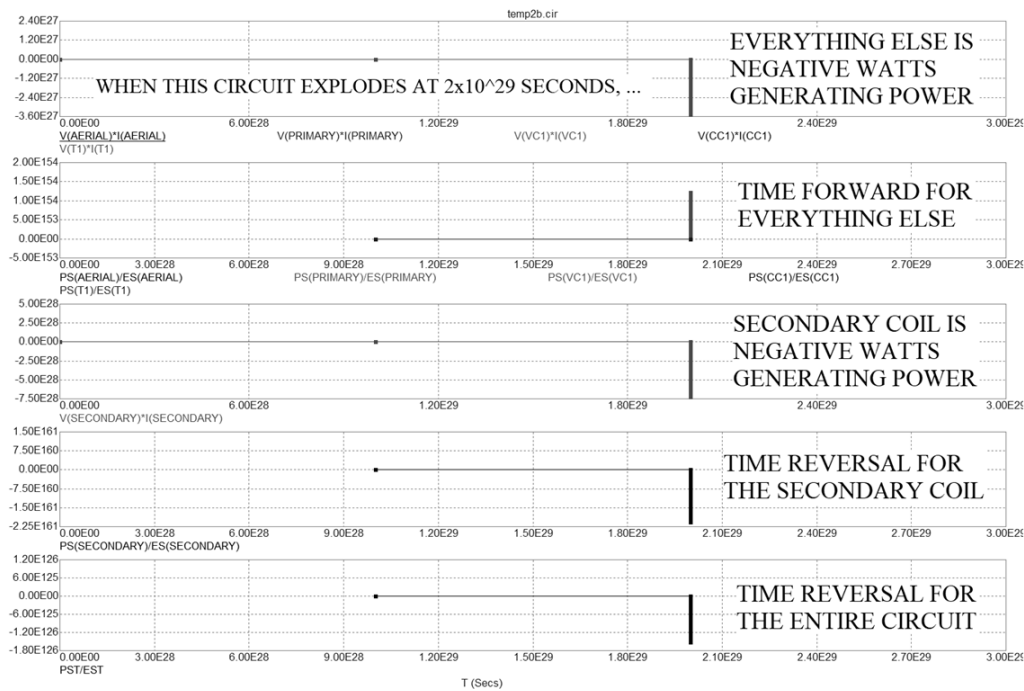


Figure 2. Total power versus calculated power exploding at  $2e29$  seconds.

From viewing Figure #2, it becomes apparent that more understanding is needed in this area since the information, which Micro-Cap 12 renders, appears to be a little contradictory.

On the one hand, the total power which is stored within capacitors and inductors undergoes time reversal during an explosion of power at  $2e29$  seconds of run-time. Yet, if power and energy measurements are rendered for each individual coil at this point in time, then only the Secondary Coil moves backward in time while the individual measurements for every other coil renders a forward direction of time.

In contrast, if we measure the watts of every coil – by multiplying each of their volts times each of their amps, then all of these coils generate negative wattage at this explosive moment of simulation.

## 6.2. The Parametric Amplification of Inductance

An under-energized circuit becomes parametrically amplifiable since ...

1. The fields of mutual inductance supersede the individual fields of self-inductances which comprise these collective fields because of point #2 ...
2. Whereas, the physicality of a solid inductor or a solid capacitor cannot change over time, the fields of capacitance or the fields of inductance spawned by these non-variable physicalities can, and do, change over time. This is what makes a pair of capacitors or a pair of inductors so powerful by comparison to a single capacitor held in combination with a single inductor in a simple tank-circuit. Each capacitor of each pair of capacitors, and each inductor of each pair of inductors, is capable of modifying the mutuality of capacitance or the mutuality of inductance. These mutualities are shared among each type of reactance within its respective pair. And this same principle holds true for any set of capacitors or inductors greater than a mere pair. But it does not hold true for a single

capacitor or a single inductor since there is no mutuality among single topologies whose lone member amounts to one individual per type of reactance. Hence, this parametric amplification *only occurs* among multiple sets of the same type of reactance.

3. What makes this situation intriguing is that a low-level of mutual inductance (ie, a weak magnetic coupling among multiple inductors) spawns a complimentary high-level of mutual capacitance and vice versa: a high-level of mutual inductance spawns a complimentary low-level of mutual capacitance. These dual-spawnings are simultaneous and unavoidable as a consequence of their mutual dependency in which each defines the other as its own converse; or else, both are negative (which they are). In other words, the mathematical model which defines inductive reactance equals the negation and multiplicative inverse of capacitive reactance ...<sup>[9]</sup>

$$X_c = -\frac{1}{\omega C} = -\frac{1}{2\pi f C} \quad \dots \text{versus} \dots \quad X_L = \omega C = 2\pi f C$$

### 6.3. Comparing Three Approximation Methods Simulated on a 64-bit Computer

It doesn't matter whether the simulation engine chosen to trace the virtual oscilloscope outcome is

...

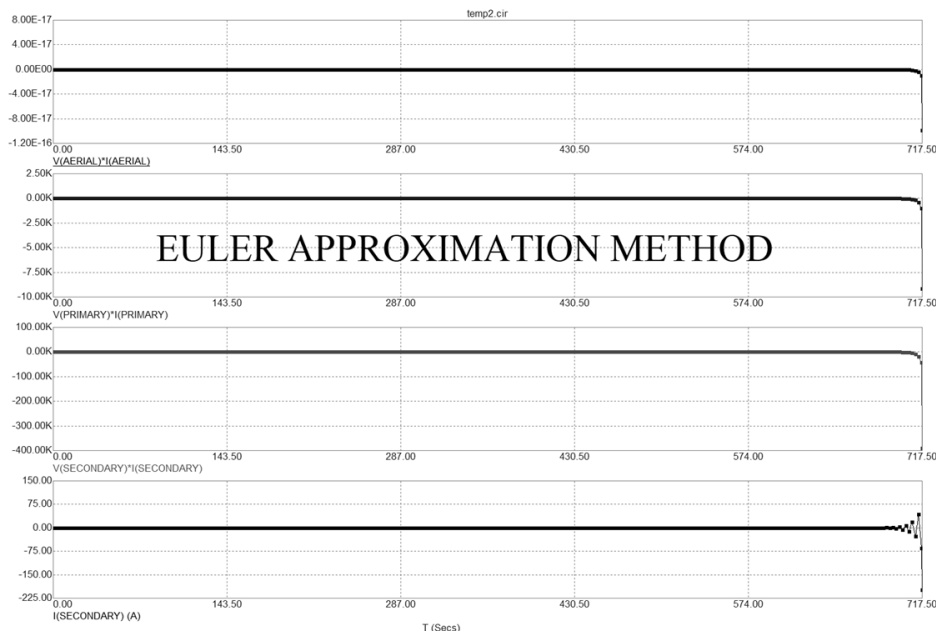


Figure 3. Euler approximation method for simulating nearly 720 seconds of run-time.

... the Euler method in Figure #3, or ...



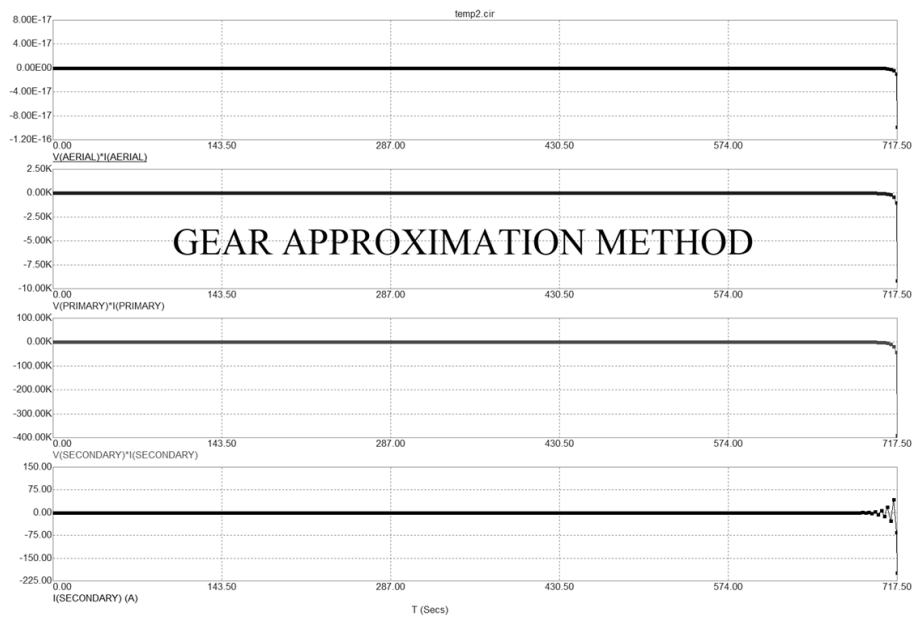


Figure 4. Gear approximation method for simulating nearly 720 seconds of run-time.

... the Gear method in Figure #4 for approximating the transient analysis of this circuit's behavior. It's also the same for ...

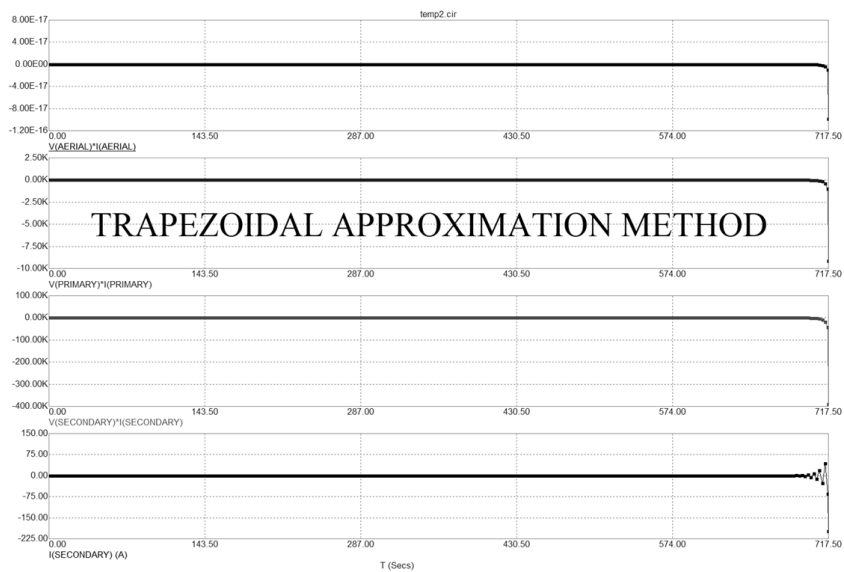


Figure 5. Trapezoidal approximation method for simulating ~720 seconds of run-time.

... the Trapezoidal method depicted, above, in Figure #5. Whichever method of computation is chosen for this circuit results in roughly the same, or similar, outcomes during nearly 720 seconds of simulator run-time.

The behavior of these waveforms do not significantly change over a longer duration of ...

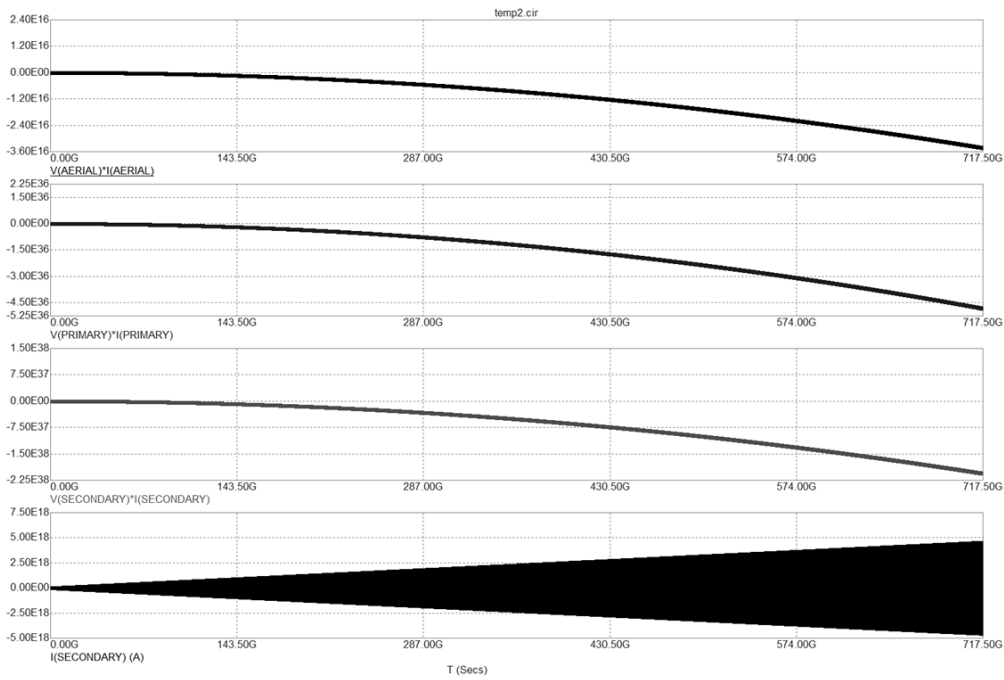


Figure 6. Trapezoidal method for simulating nearly a Tera second of run-time

... nearly  $\frac{3}{4}$  of a Tera second of run-time in Figure #6 (representing nearly 23k years) in that the three topmost graphs of inductive wattage, as measured on this circuit's: Aerial, Primary and Secondary coils, all veer downward towards an escalation of negative watts while the fourth, bottom-most graph of amperage is measured on the Secondary coil and expands both upwards and downwards in an alternating fashion (of triangle waves) away from this virtual oscilloscope's midline. These triangle waves are not obvious in Figure #6 due to a compression of perspective along the time-axis, but they *are* noticeable in Figures #3 through #5.

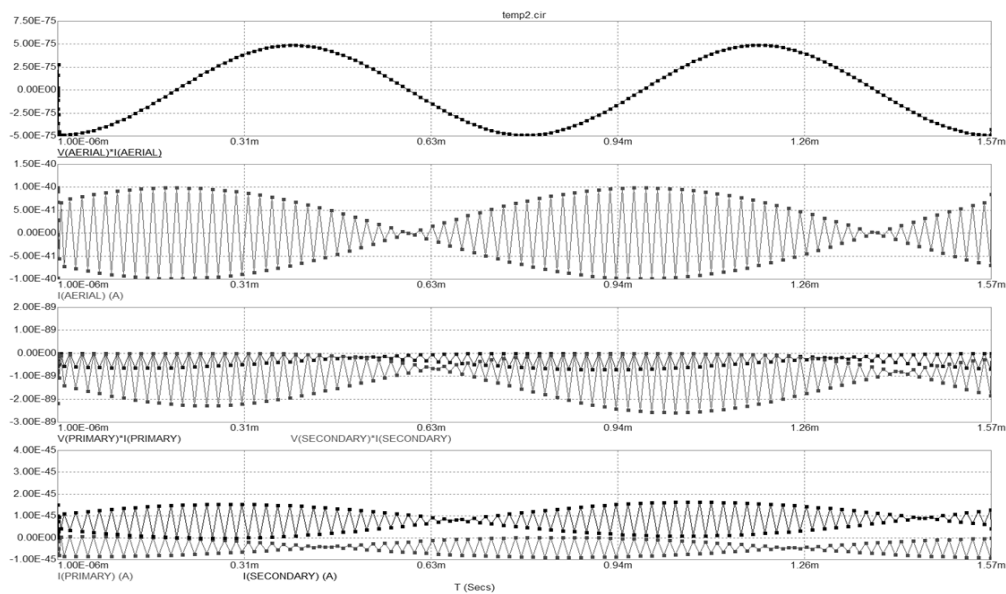


Figure 7. Beat frequencies of triangular waveforms spawned by a tank circuit's sine wave.

Figure #7 displays a sine wave oscillating at the Aerial between its inductive length and its capacitive topmast (please see the schematic, below in Figure #8). The voltage difference between the topmast and its base can be anywhere from a minimum of  $1e-39$  volts to a maximum of 2 volts to avoid repressing the over-reactance of this circuit topology. From this sine wave input originates an assortment of beat frequencies composed of non-distorted, triangle waves spreading throughout this circuit (partly exhibited, above). This type of triangle waves are embodied within the various inductances of this circuit which indicates a failure to saturate. This phenomenon is not uncommon within the realm of electrical engineering.<sup>[10]</sup> What *is* uncommon is that there is no repressive voltage entering from *outside of this circuit* to repress over-reactance. Hence, the non-saturation of current (within these coils) has no limitation for amplifying itself over time.

I have discovered, over the years, that a sine wave is a standard, rule-of-thumb requirement for spawning triangle waves of no distortion, during restricted levels of input, if overunity is the goal.

#### **6.4. Overunity Due to Shorted Inductances Simulated on a 64-Bit Computer**

Eric Dollard describes the magnetic behavior of a single loop of copper wire when it is shorted to itself and passes through the center of a toroidal cored, copper coil, in the Appendix to this article. The circuit, below,<sup>[11]</sup> exemplifies this principle by making use of five, shorted coils which retain, and internalize, their magnetism by magnetically inducing current division among these five coils and within the additional Aerial, Primary and Secondary inductances.

A contrasting example would be a solenoid which sends a polarized magnetic field out of its north and south poles encircling its surroundings and forming a magnetic loop of flux. But a toroid internalizes its magnetic field and retains it. A shorted copper coil, when threaded around a toroidal electromagnet, will reorganize its magnetic field to retain and internalize its accumulation of current.

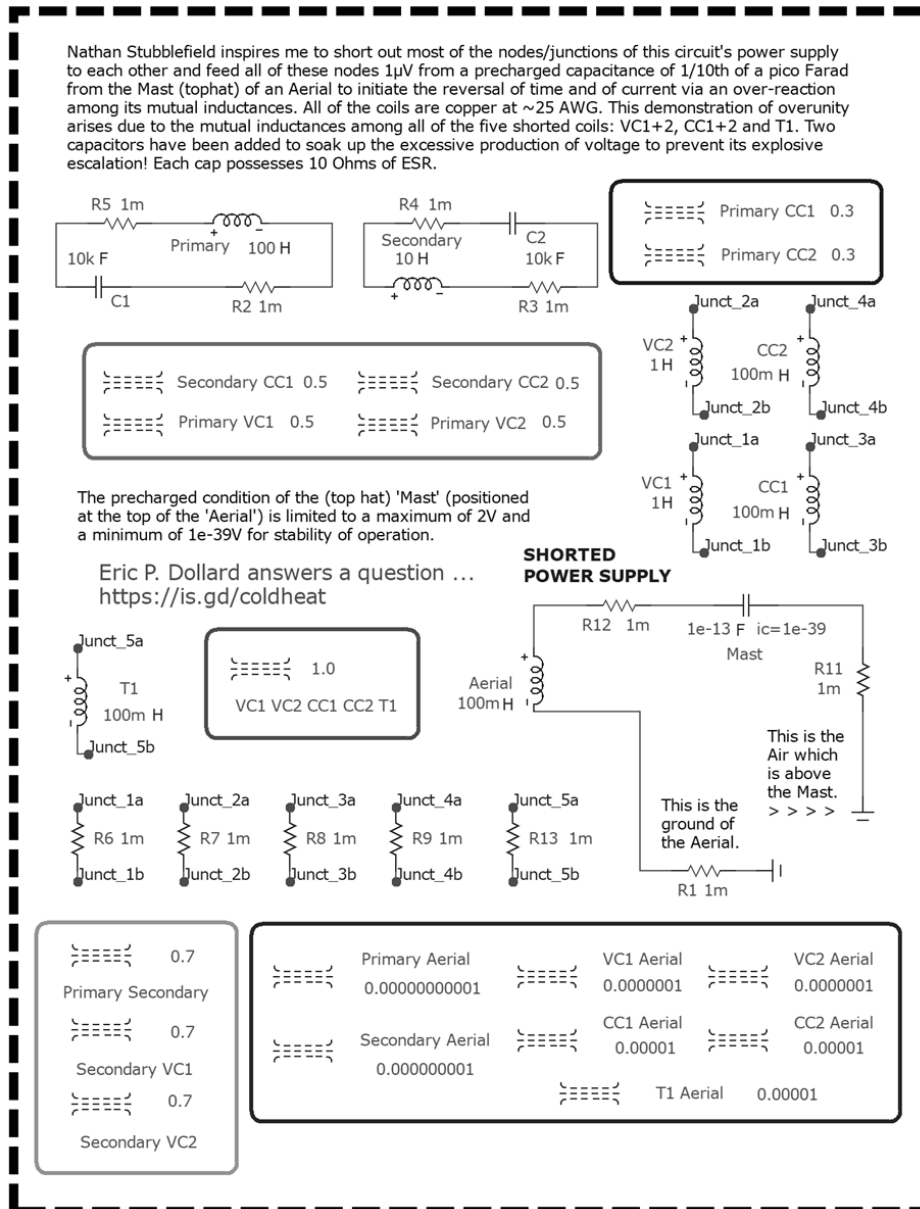


Figure 8. A combination of various mutual inductances among a group of five shorted coils.

The simulation of these inter-dynamic mutual inductances, and their reciprocal mutual capacitances implied within the schematic displayed in Figure #8, above, are stable enough to give consistent results over a broad span of lengthy durations due to the simplicity of this design founded upon a predicate of not feeding this circuit-topology an exorbitant supply of energy. Instead, it is fed an initial charge of no less than  $1 \times 10^{-39}$  volts and no more than 2 volts placed upon a capacitor tophat/mast perched atop an aerial. This minimalist approach to stimulating, not feeding, a circuit an initial condition of a limited quantity of voltage no less than  $ic=1e-39$  and no more than  $ic=2$  must quickly step aside (via thermodynamic loss) to foster, and not repress, the over-reactance of negative impedance resulting in the accumulation of power over a duration of multiple oscillations.<sup>[Error! Bookmark not defined.]</sup>

The risk of failure to produce overunity *must be courted* in pursuit of a specialized configuration of capacitive and inductive dynamics under conditions of energetic starvation. This tiny stimulus

*must be sought* to provoke in the circuit a hunger not unlike how a prospective lover may tease their suitor without giving complete satisfaction (ie, the non-saturation of inductance) to foster a chase between the suitor and their target.

This is an important distinction since it is a common misconception to think of this as an isolated system of energy and, thus, call it a “perpetual motion machine” cut-off from any exterior source of energy yet not cut-off to produce it. Yet, this expectancy (on our part) to assume that any surplus of energy results from its production is (already) a gross misconception and oversight of the significance by which perception and point-of-view portray our analysis of energetic systems. Frame-of-reference possesses a status which is superior to energy. Energy, namely: the quantification of energy, is the consequential result of the *energetic system's* reactive-frame-of-reference despite our tendency for looking no further than the superficiality of physical energy, notwithstanding.

We cannot ignore how important is the impartial perspective required of us when we analyze energy. We must never confuse ourselves by falsely assuming an equivalent point-of-view with the energetic system that is under our investigation, for this will invariably lead to errors of judgment.

## 7. PERCEPTION AFFECTS OUR MEASUREMENT OF ENERGY

An alteration of perception is sufficient to induce the conclusive belief that volumes of energy can be expanded or contracted by altering the direction of time *from the perspective of the energy under consideration*. If we can perform this alteration in a practical manner, merely using capacitive and inductive reactances, then we can negatively damp a wave (from our point-of-view) analogous to the following graph in Figure #9 ...<sup>[12]</sup>

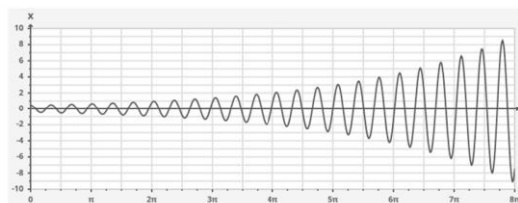
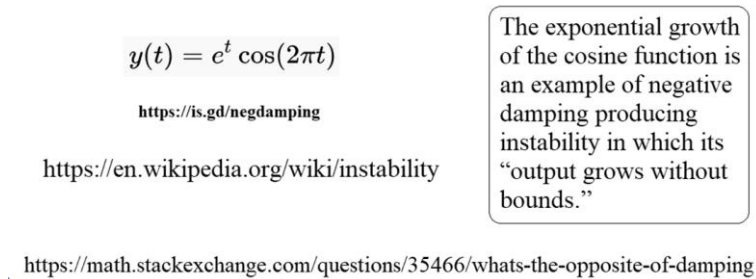


Figure 9. Negative damping is an example of overunity

## 8. CONCLUSION

Reactance is powerful enough to convince a circuit to alter its perception of the energy which we give it. Like the childhood game of “telephone” wherein a message is sent around a circle of children to inevitably become altered in its transmission, likewise, we can alter the information of electrical and magnetic reactance to affect the circuit's perception of its energy since reactance is a container of energy and, thus, is also its master. Energy is a servant of reactance.

If we want more energy, then we must learn to court reactance and stop wasting our time fooling around with energy. The first method is the hard way of acquiring more energy while the second method is the easy way.

## ACKNOWLEDGEMENTS

The author would like to thank Eric P. Dollard for his wise expertise and to Aaron Murakami for hosting and promoting him!<sup>[13]</sup>

## REFERENCES

- [1] Kumar, Chandan, (2013) "Low Frequency Oscillations in Indian Grid", Conference: Fifth International Conference on Power and Energy Systems, (ICPS) Kathmandu, Nepal. [https://www.researchgate.net/publication/324978006\\_Low\\_Frequency\\_Oscillations\\_in\\_Indian\\_Grid](https://www.researchgate.net/publication/324978006_Low_Frequency_Oscillations_in_Indian_Grid) Or, its shortcut redirect URL of: <https://is.gd/eyerohi> and archived at its full URL of: [https://web.archive.org/web/20230121164808/https://www.researchgate.net/publication/324978006\\_Low\\_Frequency\\_Oscillations\\_in\\_Indian\\_Grid](https://web.archive.org/web/20230121164808/https://www.researchgate.net/publication/324978006_Low_Frequency_Oscillations_in_Indian_Grid) Or, at its shortcut redirect URL of: <https://is.gd/oxogir>
- [2] Dollard, Eric P. (2007) An excerpt from: Eric Dollard – Origins of Energy Synthesis, of 1 minute and 53 seconds of duration beginning at: 43 min. & 50 sec. on YouTube at: <https://www.youtube.com/embed/pNstg-HHneY?start=2630&end=2743> Or, its shortcut redirect URL of: <https://is.gd/literatio>
- [3] Foster's Reactance Theorem: [https://en.wikipedia.org/wiki/Foster's\\_reactance\\_theorem](https://en.wikipedia.org/wiki/Foster's_reactance_theorem)
- [4] Dollard, Eric P. (2007) An excerpt from: Eric Dollard – Origins of Energy Synthesis, of 4 minutes and 44 seconds of duration beginning at: 1 hr. & 14 min. & 51 sec. on YouTube at: <https://www.youtube.com/embed/pNstg-HHneY?start=4491&end=4775> Or, its shortcut redirect URL of: <https://is.gd/directime>
- [5] Isolated systems of energy: [https://en.wikipedia.org/wiki/Isolated\\_system](https://en.wikipedia.org/wiki/Isolated_system)
- [6] Noether's Theorem: [https://en.wikipedia.org/wiki/Conservation\\_of\\_energy#Noether's\\_theorem](https://en.wikipedia.org/wiki/Conservation_of_energy#Noether's_theorem)
- [7] Maharishi Mahesh Yogi On The Bhagavad Gita, Chapter 2, verses 58 & 59: <https://archive.org/details/maharishi-mahesh-yogi-on-the-bhagavad-gita-chapters-1-6-mahesh-yogi/page/n155/mode/2up> Shortcut: <https://is.gd/sensident> Commentary of Bhagavad Gita 2.59 by Sri Ramanuja: <https://www.bhagavad-gita.us/bhagavad-gita-2-59/> Shortcut: <https://is.gd/sadavo> Commentary of Bhagavad Gita 3.42 by Sri Ramanuja: <https://www.bhagavad-gita.us/bhagavad-gita-3-42/> Shortcut: <https://is.gd/urofir>
- [8] Spectrum Soft, Micro-Cap 12 electronic simulator (retired from sales and development; available for free) at: <http://www.spectrum-soft.com/index.shtm>
- [9] Capacitive and Inductive Reactance articles on Wikipedia: [https://en.wikipedia.org/wiki/Electrical\\_reactance#Capacitive\\_reactance](https://en.wikipedia.org/wiki/Electrical_reactance#Capacitive_reactance) [https://en.wikipedia.org/wiki/Electrical\\_reactance#Inductive\\_reactance](https://en.wikipedia.org/wiki/Electrical_reactance#Inductive_reactance) Converse and inverse statements are logically equivalent to each other: <https://www.mometrix.com/academy/converse-inverse-and-contrapositive/>
- [10] How to Avoid Inductor Saturation in your Power Supply Design. Method 3 – Determine Whether the Inductor is Saturated by the Inductor Current Waveform: <https://www.monolithicpower.com/en/how-to-avoid-inductor-saturation-in-your-power-supply-design> Shortcut: <https://is.gd/zepude>
- [11] Updated circuit: <http://vinyasi.info/mhoslaw/Parametric%20Transformers/2023/Mar/temp/updated-circuit.zip> <https://ufile.io/6kah2o2o> [mirrored location for download]
- [12] What is negative damping? <https://math.stackexchange.com/questions/35466/whats-the-opposite-of-damping> What is unlimited growth? <https://en.wikipedia.org/wiki/instability> <https://is.gd/negdamping> [this shortcut leads to Wolfram Alpha] MIT Open Courseware, Unit II: Second Order Constant Coefficient Linear Equations, Pure Resonance: <https://ocw.mit.edu/courses/18-03sc-differential-equations-fall-2011/pages/unit-ii-second-order-constant-coefficient-linear-equations/pure-resonance/> Shortcut: <https://is.gd/coldheat> Adjust the sliders of this JAVA mathlet: <https://mathlets.org/mathlets/poles-and-vibrations/>

- [13] Eric Dollard's website at: <http://www.ericpdollard.com/>
- [14] A description of how magnetism gets trapped in counter-space. This is an excerpt from: Eric Dollard – History and Theory of Electricity. Keywords: toroidal magnetism, current division. Shortcut: <https://is.gd/coldheat> Full URL: <https://www.youtube.com/embed/TttHkDRuyZw?start=5034&end=5238> Is this an example of: Cold Heat from Canada? Shortcut URL: <https://is.gd/coldddvd> Full URL: [http://www.teslagenx.com/dvds/eftv\\_19.html?category=eftv](http://www.teslagenx.com/dvds/eftv_19.html?category=eftv)
- [15] My modified mirrors of Paul Falstad's circuit simulator: <http://vinyasi.info/ne> and <http://vinyasi.info/realsim>
- [16] LTSPICE from Linear Technologies (a variety of Berkeley SPICE) at: <https://www.analog.com/en/design-center/design-tools-and-calculators/ltspice-simulator.html> Shortcut: <https://is.gd/ltspice> Berkeley SPICE: <http://bwrcs.eecs.berkeley.edu/Classes/IcBook/SPICE/>

## AUTHOR

Vinyasi has six years of extensive experience with Paul Falstad's simulator,<sup>[15]</sup> and an intermediate level of expertise with LTSPICE<sup>[16]</sup> and Micro-Cap 12. He has blogged on Quora, self-published on Amazon, and has authored a draft at Wikiversity entitled: *Free Energy does not Exist*. He advises and counsels home-spun builders of overunity devices within the confines of conventional electrical engineering and physics but with an unconventional flair for bombastic conclusions. This elicits the homily that, “There is no new thing under the sun.” The only thing preventing a greater understanding and appreciation of overunity devices is the failure for conventional wisdom to reward people to “connect all of the dots” of electrical engineering rather than merely the “dots” which are endorsed by industry and the politics of science.



## APPENDIX

*Eric Dollard – History and Theory of Electricity*; a YouTube video.<sup>[14]</sup>

Section Heading: The Law of Hysteresis. Excerpt begins at: 1 hr., 23 min., 54 sec.

Question to Dollard from a *Man in the Audience*: But this next question is much, more simpler. It relates to Tesla thing. Uh, ... We have a device which I don't know if you've ever heard of, a thing called a toroid?

*Dollard*: Yeah.

*Man in the Audience*: ... which is a ... I often refer to it as a Buddhist ... you know? ... kind of like a Buddha belly with a very large content[ment] kind of thing, because in a toroid – unlike a solenoid; a solenoid has magnetic field that goes outside of itself ...

*Dollard*: Right. Open circuit. Toroid is closed circuit.

*Man in the Audience*: ... a toroid is certainly satisfied and very content kind of device ...

*Dollard*: ... right ...

*Man in the Audience*: ... which has all the wires go around completely around in a circle and nothing sticks out or anything.

*Dollard*: ... the natural form of magnetism ...

*Man in the Audience*: Yeah. Well, now, this ... the ... the thing about it is: you take a magnet and say you have a large toroid. And it's energized by 60 cycle, or a 120 volt, you know, like half a variac, or something.

*Dollard*: Mmmm, Hmmm ... [*Eric is agreeing with the Man in the Audience.*]

*Man in the Audience:* If you put a magnet in and around the thing, the magnet does not vibrate, because there's no magnetic field.

*Dollard:* No external magnetic field. Right.

*Man in the Audience:* It's completely contained within the body of ...

*Dollard:* Right.

*Man in the Audience:* ... the toroid core. Now, what is going on when you take a wire, and you run it through the middle of the thing, which has got no magnetic field, and around the outside: a heavy gauge, copper wire, and you short the wire forming a loop that goes through the middle of the toroid and around the outside? And the wire gets hot, and the angry, Buddha belly – the Buddha, gets angry, because -now- it expresses anger into the wire. But the wire is not immersed in the magnetic field. It's, it's because the magnetic field is only going to the core.

*Dollard:* Well, ... The magnetic field associated with the wire has to expand out into the core. In other words, the lines of force of magnetism around the wire are concentric circles, and the core has got so much permeability that the, the circles just stay in the core. But there's a thing about magnetism ... See, you're bringing out, is that the rela-, the physical relations of magnetism as we use them don't add up.

*Man in the Audience:* Yeah, ...

*Dollard:* You just pointed that out, you know. They don't, they don't, the toroidal core, it doesn't add up. There's some way that, that's where this counter-space comes in. There's some way that the wire ... See, ... what you're describing, what you've done, is you've made one turn around the toroid that's -now- shorted out.

*Man in the Audience:* Yeah, ...

*Dollard:* Okay? When you do that, the magnetism ... that's what I'm going to get into ... the magnetism can't get out of the short; it's trapped. In other words, if I have perfect wires, ... Okay, ... and I've got current flow, and I jam those wires together, the magnetism (that's stuck in-between those wires) can't get out, because there's no resistance – there's no counter-space to eat up the magnetism. It's stuck. That's the classic, uh, zero, uh, ..., what do they call it? ... the absolute zero thing where you take the the lead disc, ... Okay, ..., and you drop it through the liquid helium and let it get cold, and when it gets down to absolute zero, because the intermolecular stuff can't interact with the electricity any more, the magnet will float on the magnetism, because the magnetism can't get through it. But the thing is, ..., is the magnetism is not going through the wire like it's spreading out into space. What the magnetism is doing is going *into* the wire, it's an inner-space, a counter-space. See, that's what I'm trying to get into. In order to understand electricity you have to have an understanding of counter-space or it's impossible. And, and, you, you have to be able to deal with a situation where things are coming from the future into the past, as well as going from the past into future, because the electric wave you're working on is the point in which all these things cross in space and time.

Excerpt ends at 1 hr., 27 min., 18 sec.