

# An Attempt to Substitute the Algebraic Constraints of Zero-Sources with Buildable Alternatives

Unfortunately, this pursuit terminates in a non-conclusive result causing me to doubt its non-fallibility. But I'll post this anyway.



VINYASI

APR 23, 2026

AI has, now, established the rigor of the use of zero-sources to enforce algebraic constraint to substitute for infinite reactance and, thus, also substitute for synchronous alignment of parametric pumping across all reactive components of *proverbial* overunity circuits. These types of circuits render the *appearance* of free energy without actually *being* free energy.

I have to say it this way or else my AI lawyer would get after me for claiming that conservation has been violated! Whoops!

Hence, knowing this, it is possible to imagine an appropriate substitution for these zero-sources with their buildable alternatives.

Hence, ...

- A pair of dead batteries, oriented back-to-back or forward-to-forward (with positive terminals facing each other, or negative poles doing likewise), serves as a substitute for a singular zero-voltage source.
- A dead short (a piece of wire) serves as a substitute for a singular zero-current source.

These items are used across the middle of each module of Eric Dollard's analog computer in LMD, longitudinal magneto-dielectric, modality. This is in contradistinction to TEM mode which would be a bench model of a lengthy transmission line. But LMD mode is looking across the gap between a pair of transmission wires at 90° rotation from looking down its length.

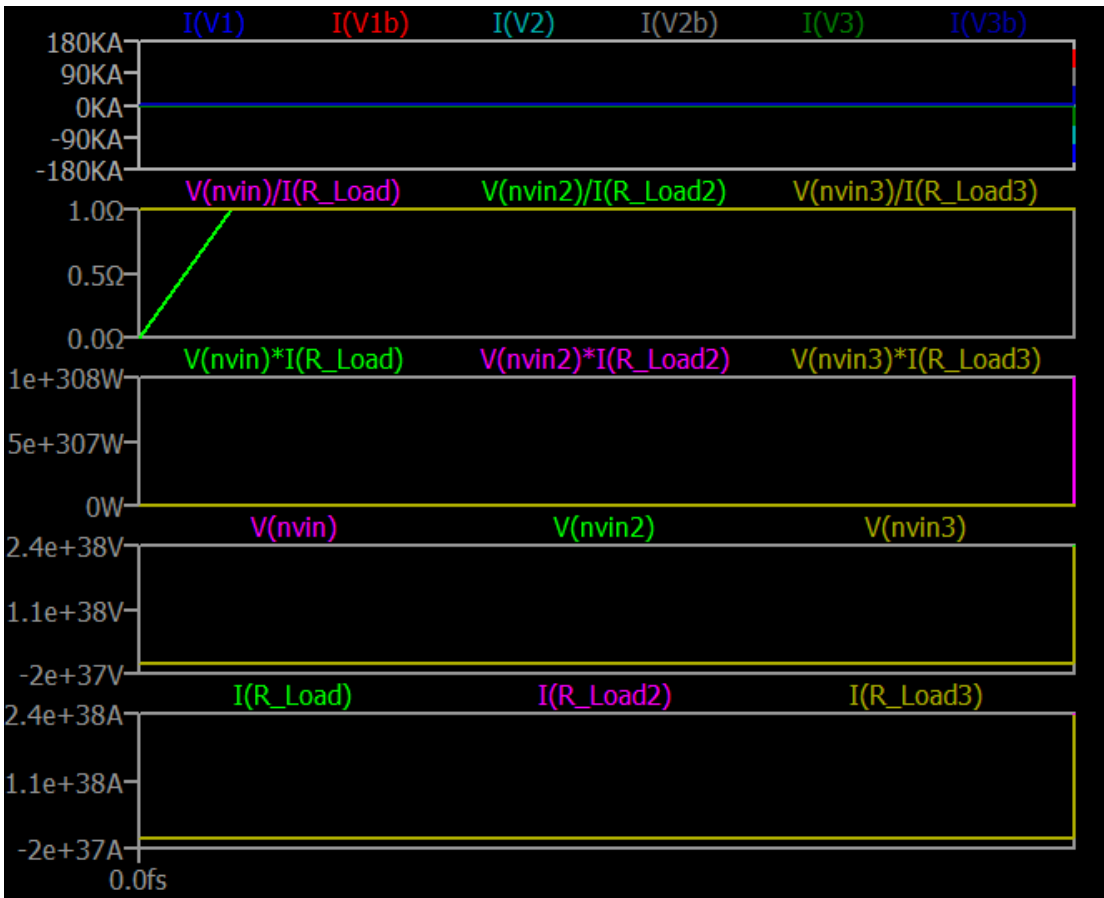
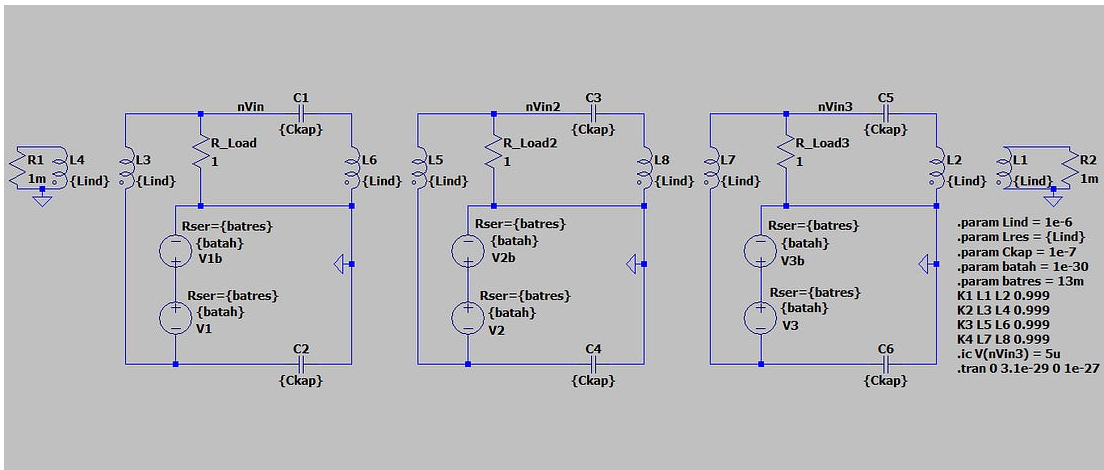
These items short out each LMD module creating a pseudo-TEM across the middle of each LMD module. This is a pseudo-TEM in as much as each branch is constrained by either of two parameters, each of which substitutes for the two types of zero-sources as listed, above:

- A pair of dead batteries, oriented back-to-back or forward-to-forward (with positive terminals facing each other, or negative poles doing likewise), serves as a substitute for a singular zero-voltage source.
- A dead short (a piece of wire) serves as a substitute for a singular zero-current source.

Is this the heart of Gabriel Kron's boast of having discovered a negative resistor? Is this what he meant when he boasted that he could synthesize or desynthesize any quantity of electricity, between any two nodes of any circuit?

We'll never know...at least not until we become clairvoyant. Until then, all we (and I) can do is speculate and hope that maybe we'll make a small dent in our ignorance.

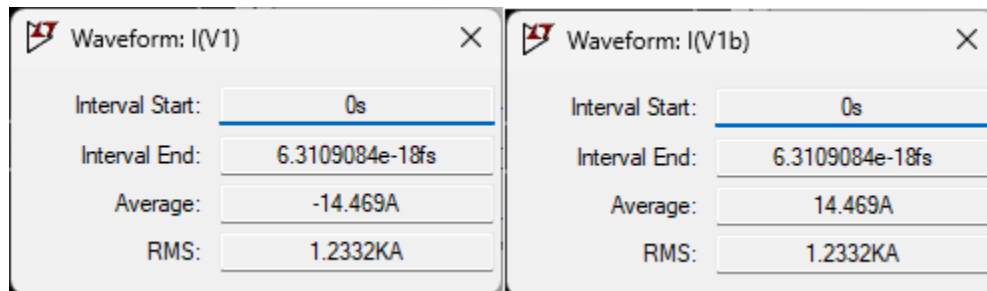
---



Don't be perturbed by the amperage figures from the voltage sources. Because, if you examine them in pairs, you'll notice that one of each pair delivers the exact same amperage as its partner absorbs. So, in other words, they're not delivering or absorbing anything. They're simply

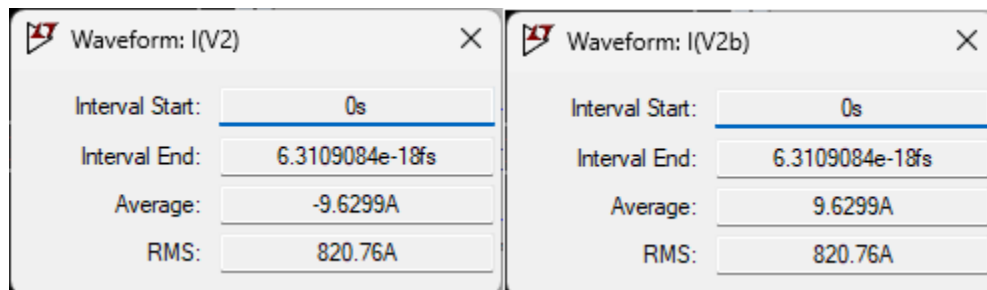
responding to the current passing through them (from outside of them) in response to the behavior of this circuit simulation. In short, each pair is doing what a singular zero-voltage source would have done, and that is: to pin their group-voltage (of each pair) to zero volts — by cancelling each other's voltage due to their equalization of their amp-hours and due to pairing them off in an opposing orientation. And their low internal series resistance allows them to pass any quantity of current through them.

So, let's take the first pair of dead batteries, V1 and V1b:

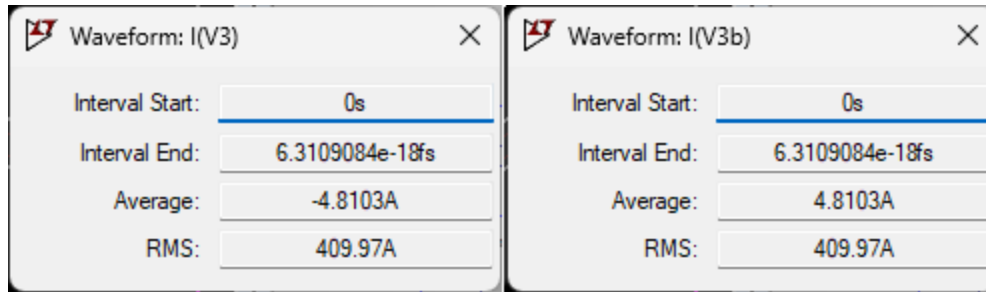


That's a lot of amperage coming from, or going to, each battery of this pair. It's hard to imagine that a battery of 1e-30V could deliver this much amperage. So, they have to be allowing current to pass through them. What else could you surmise?

Here are the other pairs of dead batteries:



And:



So, the first pair — located in the leftmost LMD module — had the highest quantity of current passing through them, followed by less current in the pair of dead batteries located in the central LMD module, followed by still less current in the rightmost pair of dead batteries as if to suggest that this daisy-chain of three LMD modules is behaving exactly as Eric Dollard measured a similar setup on his bench in the 1980s in this YouTube video documentation of his LMD experiments:

## Eric Dollard LMD versus TEM

Eric Dollard's research on Longitudinal Magneto Dielectric (LMD) and Transverse Electro-Magnetic (TEM) has led to significant advancements in understanding and utilizing electromagnetic phenomena. LMD is characterized by its unique properties and is often compared to TEM, which is the more conventional and widely used form of electromagnetic transmission. Dollard's work has demonstrated that LMD can achieve higher power transmission and efficiency compared to TEM, particularly in the context of wireless energy transmission.

Dollard's analog computer in LMD mode has shown success in synthesizing electricity and maintaining high amperage levels, indicating the potential of LMD for practical applications in energy transmission. The use of capacitors and inductors in series and parallel configurations, respectively, in LMD and TEM

setups, highlights the different approaches to energy transmission and the potential for LMD to offer advantages in terms of efficiency and power output.

The ongoing research and development in this area continue to explore the full potential of LMD and its applications in energy transmission, with Dollard's work at the forefront of this exploration.



[Eric Dollard](#) - Energetic Forum

[Home - Eric P. Dollard](#) - Official Homepage


[Parametric Excitation of Eric Dollard's Analog Computer.pdf](#)

**Parametric Excitation Of Eric Dollard's ...**



93.6KB PDF file

Download



[Replication of Eric Dollard's Demonstrations of Transverse and Longitudinal Waves](#)





**The Lmd Tem Test By Jean Louis Naudin**

402KB  PDF file

Download

## **Analog Demonstrations of Transverse and Longitudinal Waves Eric Dollard**

Eric Dollard's analog demonstrations of transverse and longitudinal waves are a testament to his innovative approach

to electrical engineering. His work has been featured in various videos and experiments, showcasing the potential of longitudinal waves for wireless power transmission and the unique properties of the Longitudinal Magneto-Dielectric wave (L.M.D.). These demonstrations have been instrumental in opening up new fields of electrical research and have been shared widely, with many interested in reproducing the experiments.

## **Infinity is Weird Even In Infinite Reactance - Search**

The concept of infinity, particularly in the context of infinite reactance, presents a complex and often counterintuitive idea. It suggests that the principles of conservation of energy and the laws of thermodynamics may not apply as straightforwardly when considering infinite quantities. The idea of infinite reactance implies that the energy in a system can be transformed without the need for a finite energy source, which is a departure from the classical understanding of energy conservation. This concept raises questions about the nature of energy and the limits of our understanding in physics.

[Infinity is weird even in infinite reactance.pdf](#)



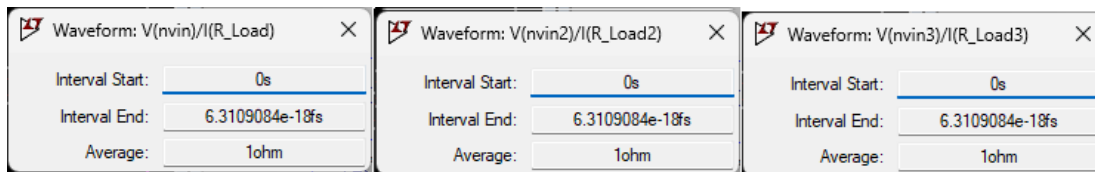
**Infinity Is Weird Even In Infinite React...**

700KB  PDF file

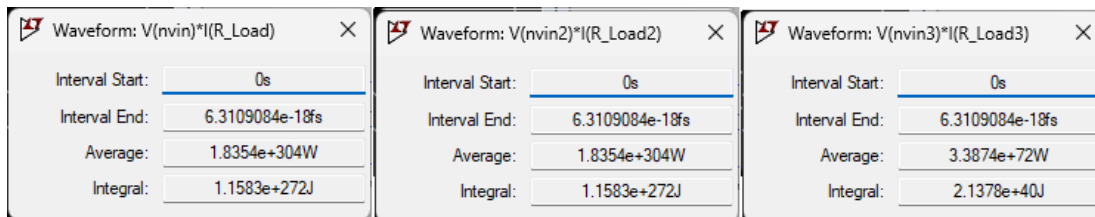
Download

Returning to our regularly scheduled broadcast ;-)

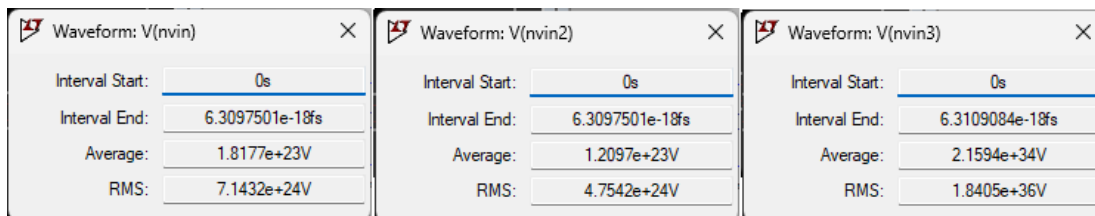
The impedance of all three resistive loads — R\_Load#1,2,3 — are all the same at the same impedance as is specified by their physicality. This demonstrates that nothing weird is happening to the simulation that might tweak the result askew from reality (due to numerical hiccups):

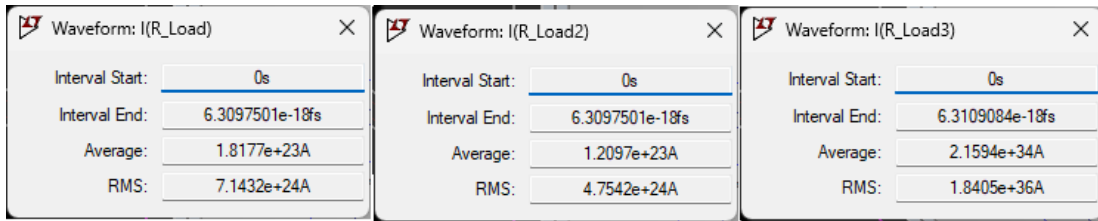


Two of the three powers are nearly infinite while the third, from R\_Load3, is dragging behind. I guess module three (to the far right) is not as nonlinear, nor as reactive, or both(?) as much as is the other two modules? ...



It's strange that the rightmost output, on resistor: R\_Load3, has more voltage and more current and less power than the other two resistive loads. Weird ...





[Download this circuit.](#)