


# Transcendental Numbers

May be the secret to "free energy"? -- specifically: Pi.



VINYASI

APR 21, 2026



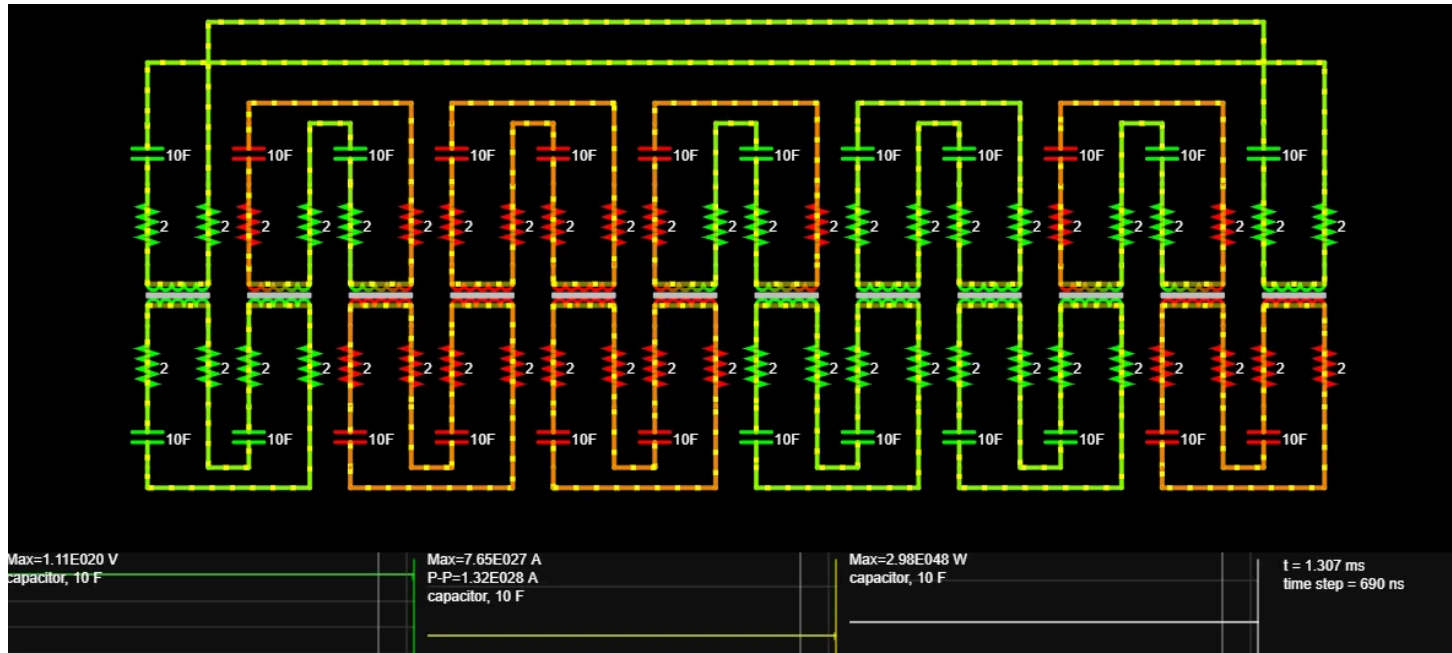
Share

Maybe the only definitive, physical method of proving the existence of “free energy” is to begin by simulating the following premise:

Definition of “free energy”: For the purposes of this discussion, I will define “free energy” to imply that no additional energy is required to parametrically pump a reactive circuit, such as: in the following set of examples.

## Synchronous Reactance Promotes Effortless Parametric Pumping via Choosing an Appropriate Time Interval for a Simulation's Engine

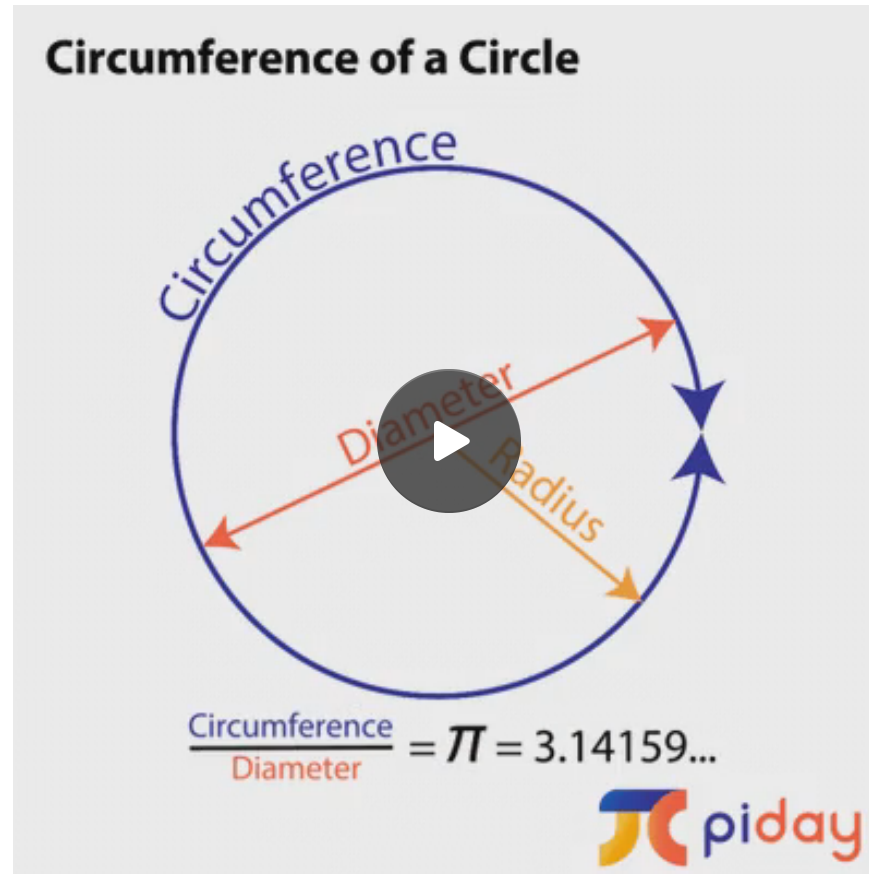
VINYASI • APR 20




The somewhat previous post in this series (skipping a few for brevity and ease of secretarial effort):

[Read full story →](#)

A circle's circumference is defined in terms of double its radius, times a [transcendental number](#), the number: Pi ( $\pi \approx 3.14159$ ).



*The eight-second video, above, comes courtesy of [PiDay](#).*



I like the spiral implication, above, versus the linear rendition, below, also has its own appeal :-) since we'll be dwelling on the nonlinearity of parametric free energy, today:



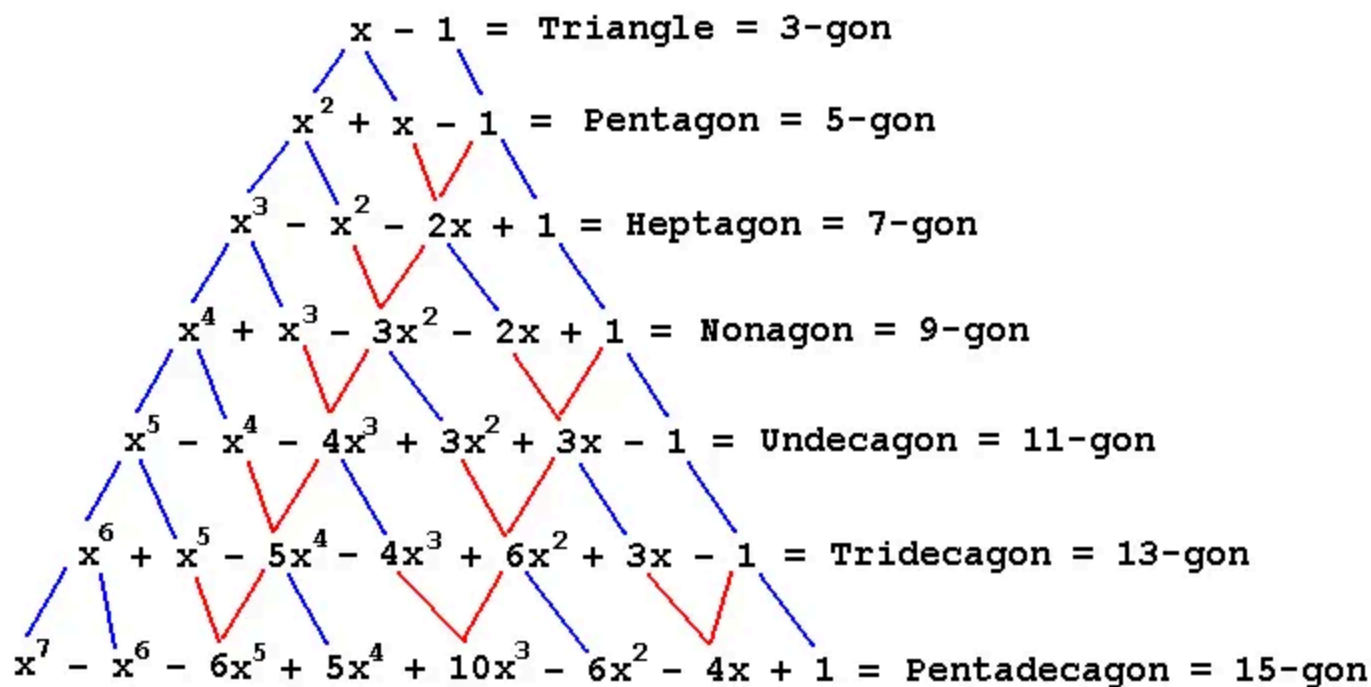
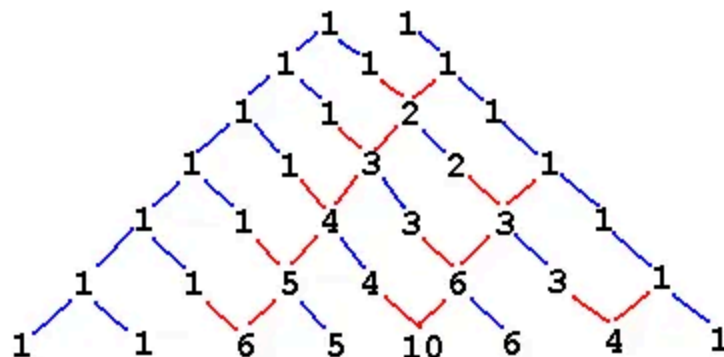
The [nonlinearity of parametric amplification](#) may be definable as a spheroidal geometry due to its relation to transcendental Pi.

The nonlinearity of parametric amplification is a key factor in the amplification process.

This is my speculation, which I'm postulating, herein. If true, then this implies that the parametric gain of "free energy" may be due to a transcendental numerical process when its engineering is described in terms of mathematics (which is the domain of simulation)!

The definition of a transcendental number:

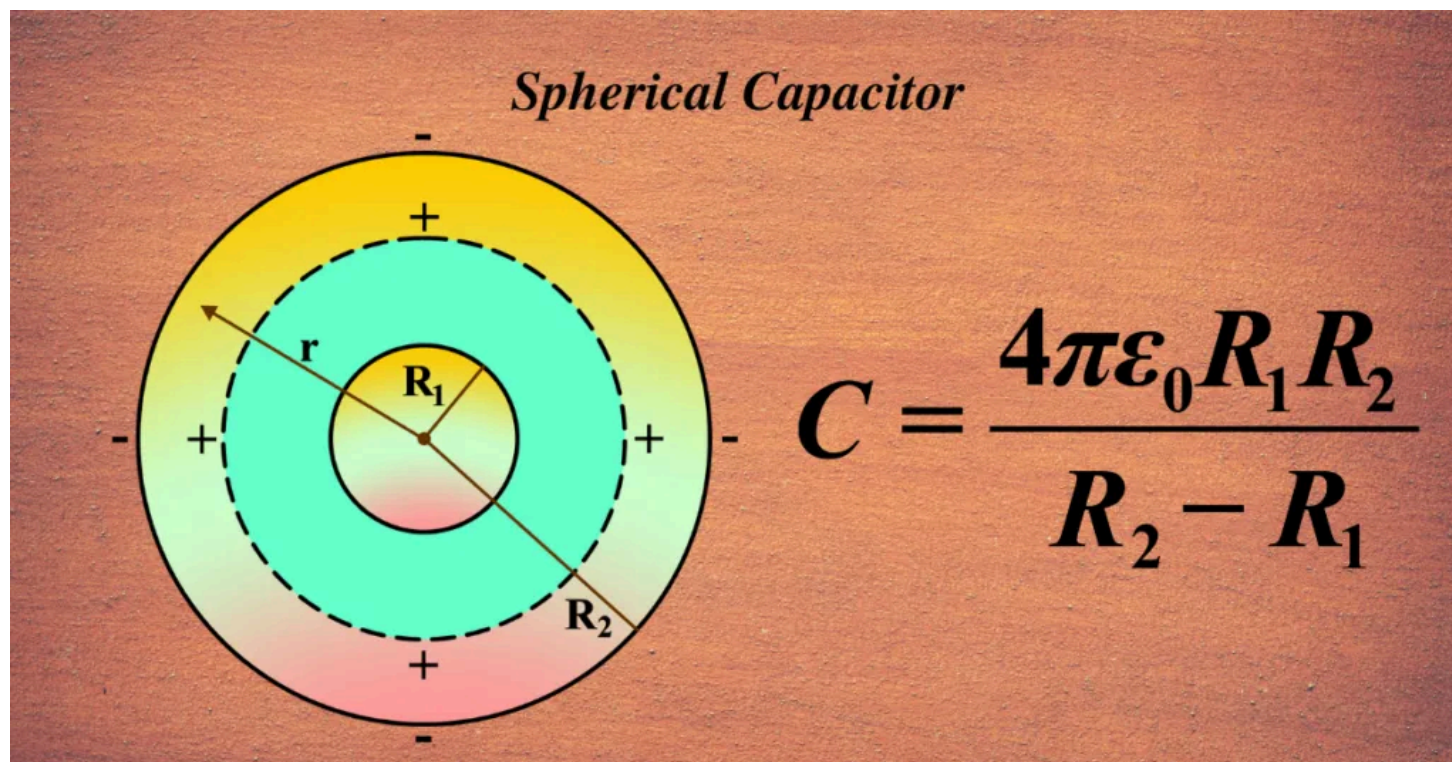
A transcendental number is a number that cannot be expressed as the solution to any algebraic equation with integer or rational coefficients, unlike algebraic numbers which satisfy such equations, such as the second-degree polynomial ( $x^2$ ) of the [Infinite Range of Golden Ratios](#):  $x^2 \pm x - 1 = 0$ . [1](#) [2](#)



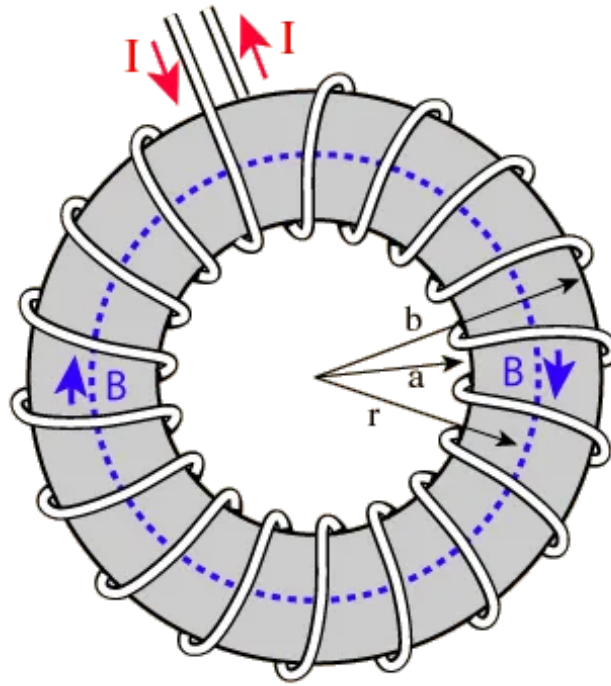
... is a bit obtuse unless we also point out that our decimal number system is a polynomial whose solution is its base 10. So, the number: 123 is actually:

$x^2 + 2x + 3 = 123$ , [whose solution is](#) (oddly enough) both -12 and +10! So, if you can imagine a negative base number system, then more power to ya ;-!

It turns out that the circle can express two electric components: the [spherical capacitor](#) and the [toroidal inductor](#):



[Spherical Capacitor](#) - [unifyphysics](#)



### [Inductance of a Toroid - HyperPhysics Concepts](#)

We're going to be using these two expressions of spheroidal geometry to construct an overunity simulation of a free energy circuit whose parametric amplification will occur without any additional input of energy to drive the parametric pumping. We will be using my conjectures of what the Ammann brothers succeeded at doing which, in my opinion, is a scaled down, electric golf-cart version of what [Nikola Tesla did a decade later in the 1930s with his Pierce-Arrow, EV conversion](#):

THE ARIZONA REPUBLICAN, PHOENIX, SUNDAY MORNING, AUGUST 28, 1921

### SUBSTANTIAL CUT IN PIERCE-ARROW PRICE ANNOUNCED

A substantial reduction in the prices of its touring car models effective after September 1, and a reduction on the prices of its truck models, effective immediately, has been announced by George W. Mixer, president of the Pierce-Arrow Motor Car company.

The new price of the standard seven-passenger touring car is \$6,500 at the factory, the inclosed car prices being graded proportionately.

The new prices of its truck models are: \$4,850 for the five-ton size; \$4,350 for the 3½-ton and \$3,200 for the 2-ton.



## This Tire

### ELECTRICITY "TAKEN FROM AIR" DRIVES AUTOMOBILE



C. E. AMMANN AND HIS "ATMOSPHERIC GENERATOR" ATTACHED TO AN ELECTRIC AUTOMOBILE

DENVER, Colo., Aug. 26.—Demonstrations are being made on the streets of Denver of a new electric generator that is claimed by the inventors to take electricity from the air.

The inventors are J. E. Ammann of Denver, and his brother, C. E. Ammann of Spokane, Wash.

To demonstrate, the brothers borrowed an old electric auto, took out the batteries, and after roping their new "atmospheric generator" fast, they got in and rode off at high speed.

"There is nothing inside the drum that moves; the contents consists only of iron, wire and minerals," says C. E. Ammann.

"It can be used to drive any electrical apparatus and can be made in any size."

The brothers are closely guarding their secret, and even take their "brain-child" when it is not in use, to their room in the Argonaut hotel.

So far the brothers have not offered to sell their proposition.

Electrical men in Denver are waiting "to be shown," but they grant the thing works.

**AUTO INSURANCE**

balance bodies was the highlight of

### "New C

Buy a brand new s  
\$1,625.00 f. o. b. P  
automobile. The fa  
them to some other  
cost of re-shipment  
make special terms  
cars. There are onl

### NEW 1

The same m  
rather than re;sh  
excellent satisfact  
saving on a high-  
pay you to buy an


- \$2,500.00 truck cha
- \$2,700.00 truck cha
- curtains . . . . .
- \$3,000.00 truck cha
- open express bod

All of the al  
This offer w  
few days only. If  
given to ship them

### "TWO REAL

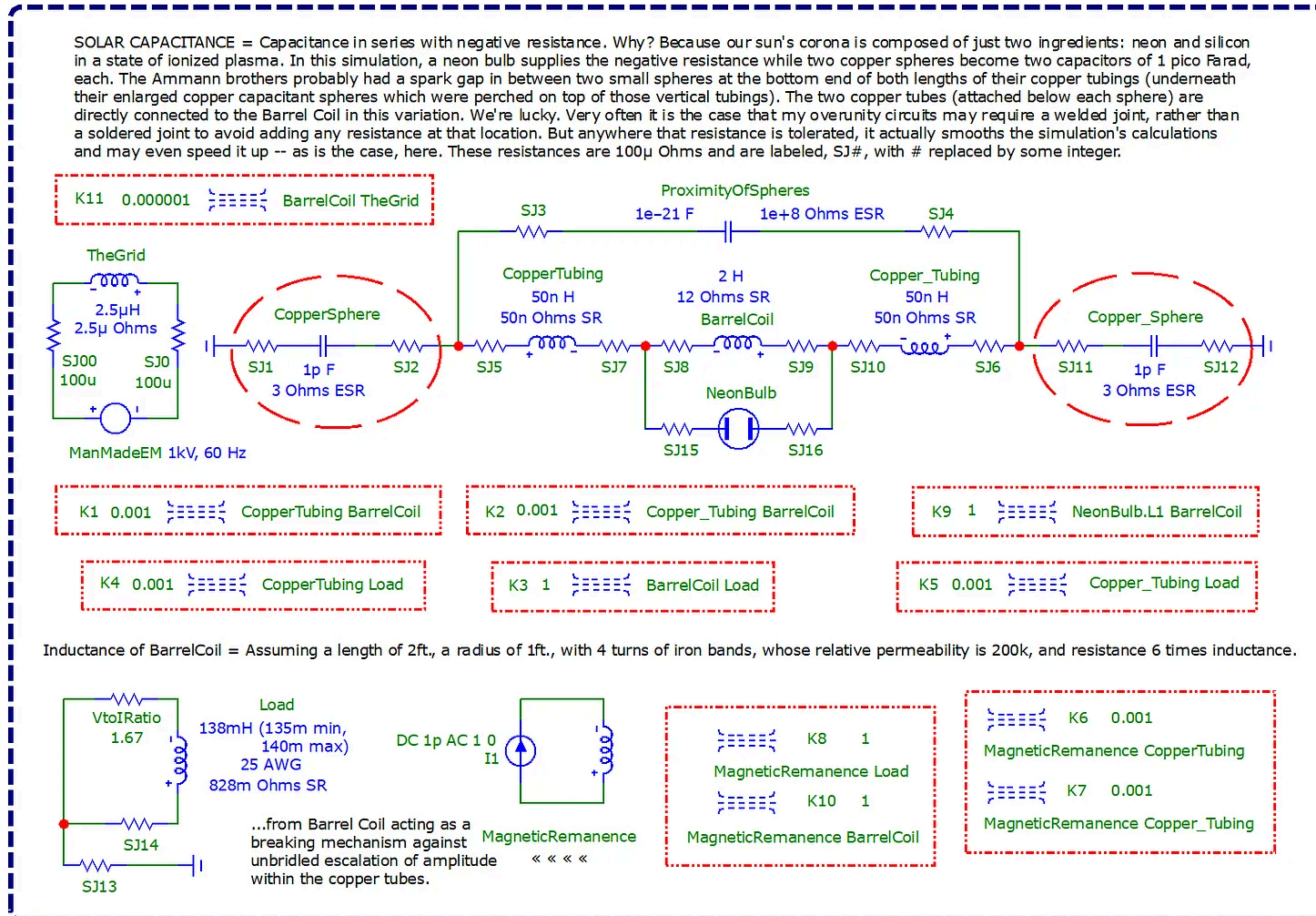
Dodge Coupe  
car for private use  
1921 Nash 7  
extra equipment. I  
covers and will m  
Special terms on e

Then we hav  
Dodge Com  
Ford Coupe  
Hudson Sup  
1921 Essex



BTW, Charles Earl Ammann's only mistake was driving his invention all the way to Washington, D.C., to introduce his proof-of-concept model to the U.S. Patent Office whereupon he was promptly arrested for "stealing energy from the grid" the instant he drove past the jurisdiction boundary between outside the District of Columbia versus

inside its boundary. Had Charles stayed at home, in Spokane, Washington (state), and employed an attorney to submit his patent application on his behalf, the outcome might have been completely different, namely: we might have heard of it. But most of us haven't.



The schematic, above, is what I succeeded at simulating three and one-half years ago when I was constructing my WikiBook entitled, [Free Energy does not Exist](#). But we'll be investigating a different simulation concept, today, based on a zero-voltage source and a zero-current source woven into the electrical definition of spherical capacitance.

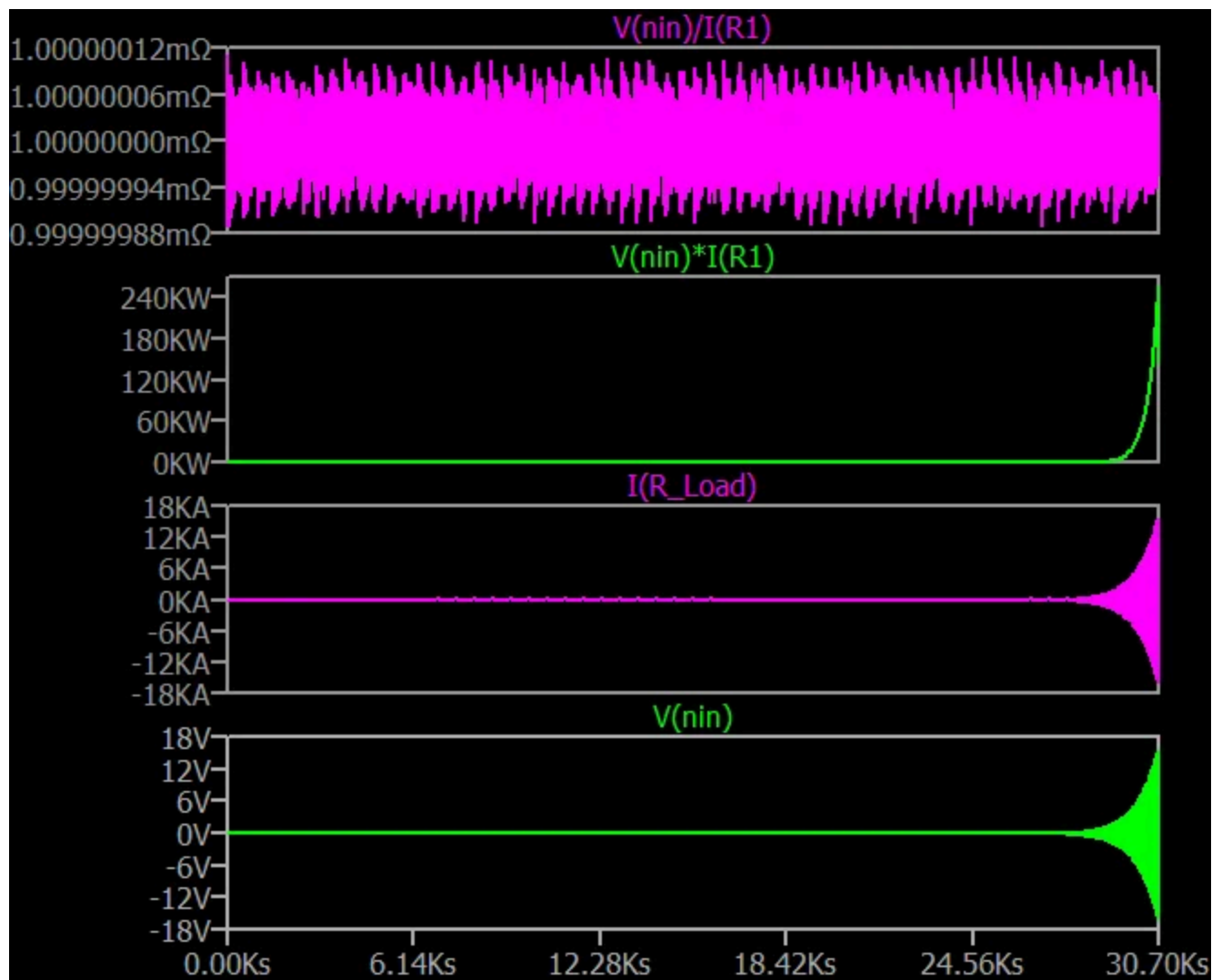
Spherical capacitance may be the key to the synchronous pumping of the parametric amplification in the Ammann brothers' circuit as well as in Tesla's Pierce-Arrow. A toroidal inductor will also be used, in today's experiment, but simulated simply as a self-shortened coil possessing a modest resistance of one milli ohm (to satisfy LTSpice's rules of engagement) across its short (connecting the two terminal ends of the two outermost ends of the daisy-chain of LMD modules).

The Ammann brothers may have used the literal version of spherical capacitance, namely: two hollow spherical antennas while Tesla may have been using the electrical equivalence of spherical capacitance using custom-fabricated glass tubes posing as radio tubes (according to Peter Savo). This latter condition is what I'll be simulating, today, in LTSpice since there is always (most of the time) an electrical equivalence to nearly anything you can imagine using off-the-shelf parts.

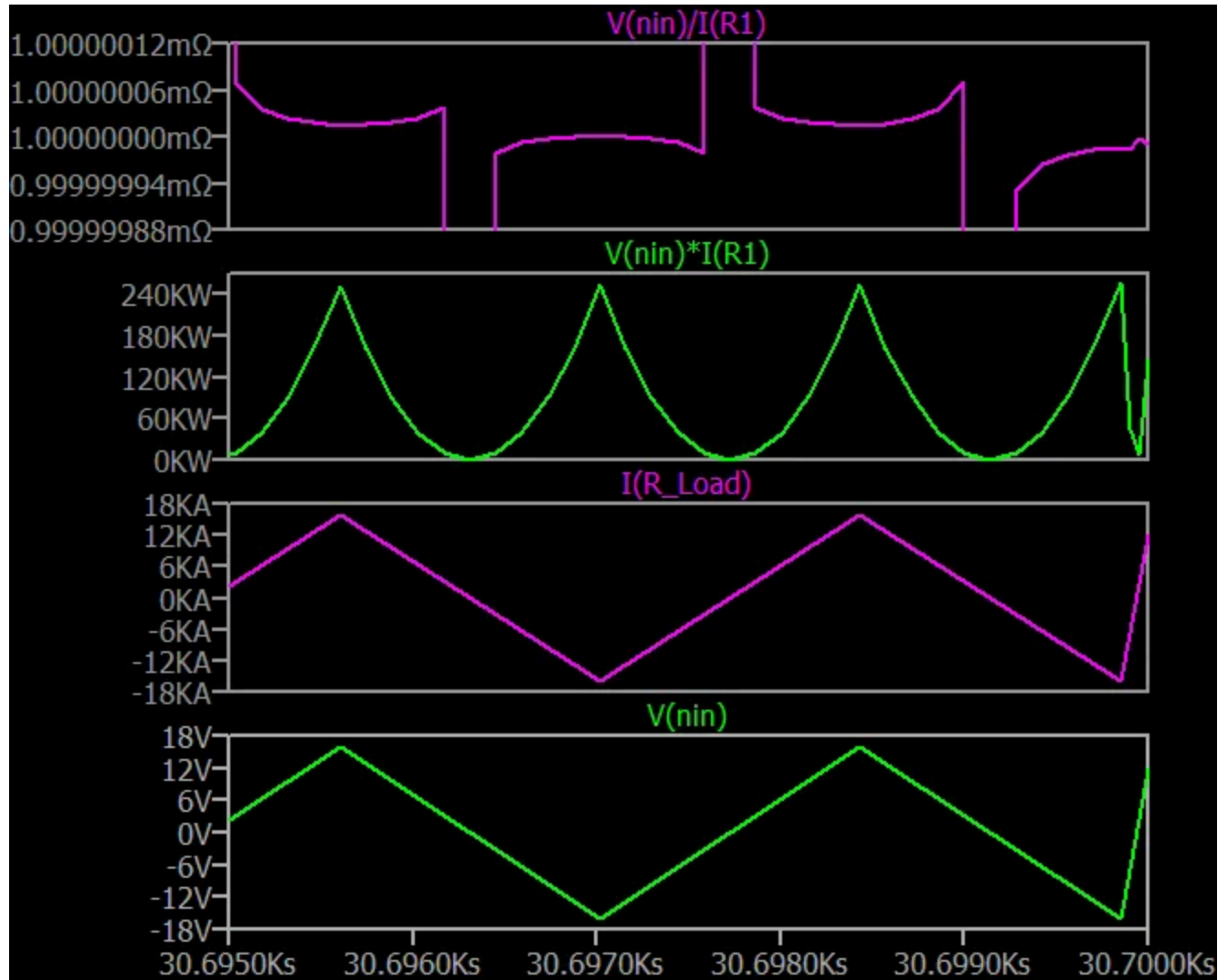
So, here goes ... !

---

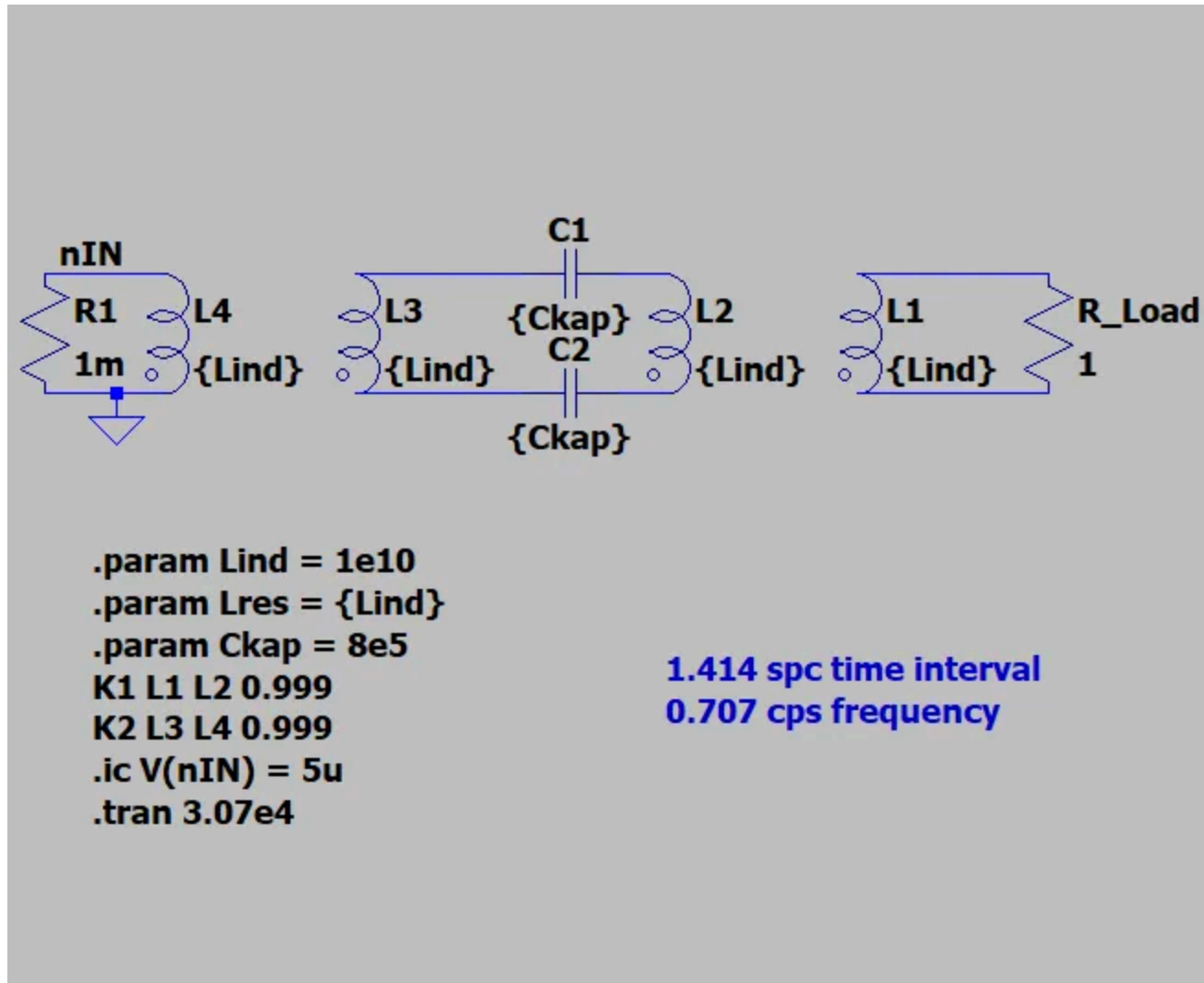
We'll begin by exhibiting my prior attempt at inducing overunity, without any cost imposed by its parametric amplification, simulated in LTSpice:



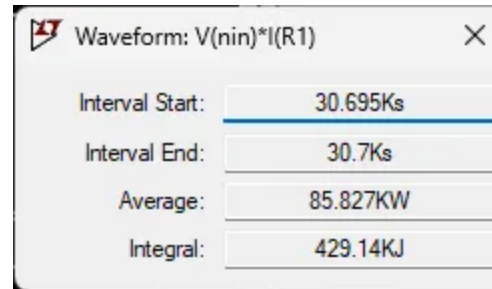
If you have the patience to wait for nearly 31 thousand seconds for appreciable results to appear!



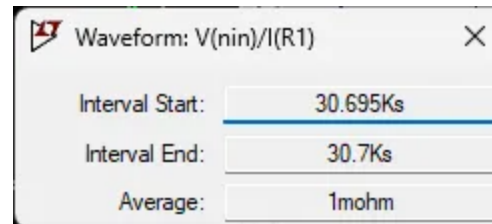
A 700 milli second, frequency of oscillations, appears initiated by five micro volts of atmospheric charge:



Those are some huge values of capacitance (800kF) and inductance (ten Giga Henrys) simulated for eight and one-half hours to achieve nearly 86 kilo Watts:

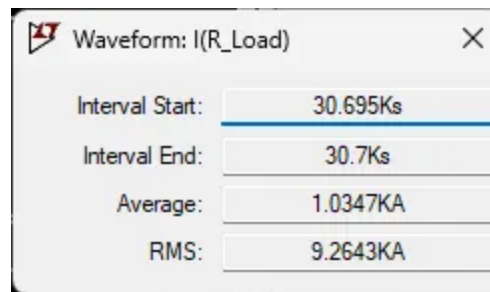


At a V/I ratio of one milli ohm:

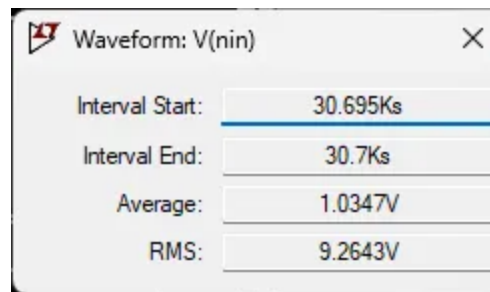


Indicating a thousand to one ratio between the units of current versus the units of voltage regardless how we compute these phase averages using simple averaging or RMS averaging. The latter is (apparently) what this simulation is indicating since only the RMS can produce an amount which equals the averaged power (in watts) of 85.827kW.

In this period of time, amperage is over nine kilo amps:



And voltage is over nine volts:



So,  $9.2643 \times 10^3$  times 9.2643 equals the square of 9.2643 times one thousand equals  $85.82725449 \times 10^3$ ...a match!

$$(9.2643 \times 10^3 \text{ amps}) \times 9.2643 \text{ volts} = 85.82725449 \times 10^3 \text{ watts}$$

Reversing the sequence of electrodynamic phases into becoming volts versus amps:

$$9.2643 \text{ volts} \div (9.2643 \times 10^3 \text{ amps}) = 1 \times 10^{-3} \Omega = 1 \text{ m}\Omega$$

But, we need to reduce these ridiculous caps and coils down to a more reasonable size.

BTW, their unreasonable largess is what synchronizes their parametric amplification. So, all is not lost since we're on the right track. We just need to improve this lack of efficiency so as to scale this puppy down to a buildable size.

Well, I managed to improve the likelihood of this circuit getting built by reducing the inductances to  $1e6H$ , the capacitances to  $8e5F$ , and a runtime duration of  $3e-26$  using a maximum time step bounded at  $1e-27$  seconds without errors:

Output Log:

LTspice 24.1.9 for Windows

Circuit: C:\Users\vinya\Documents\Sims\LTSpice\2026\04 - Apr\21\para-LMD-v1.net

Start Time: Tue Apr 21 12:07:54 2026

solver = Normal

Maximum thread count: 4

tnom = 27

temp = 27

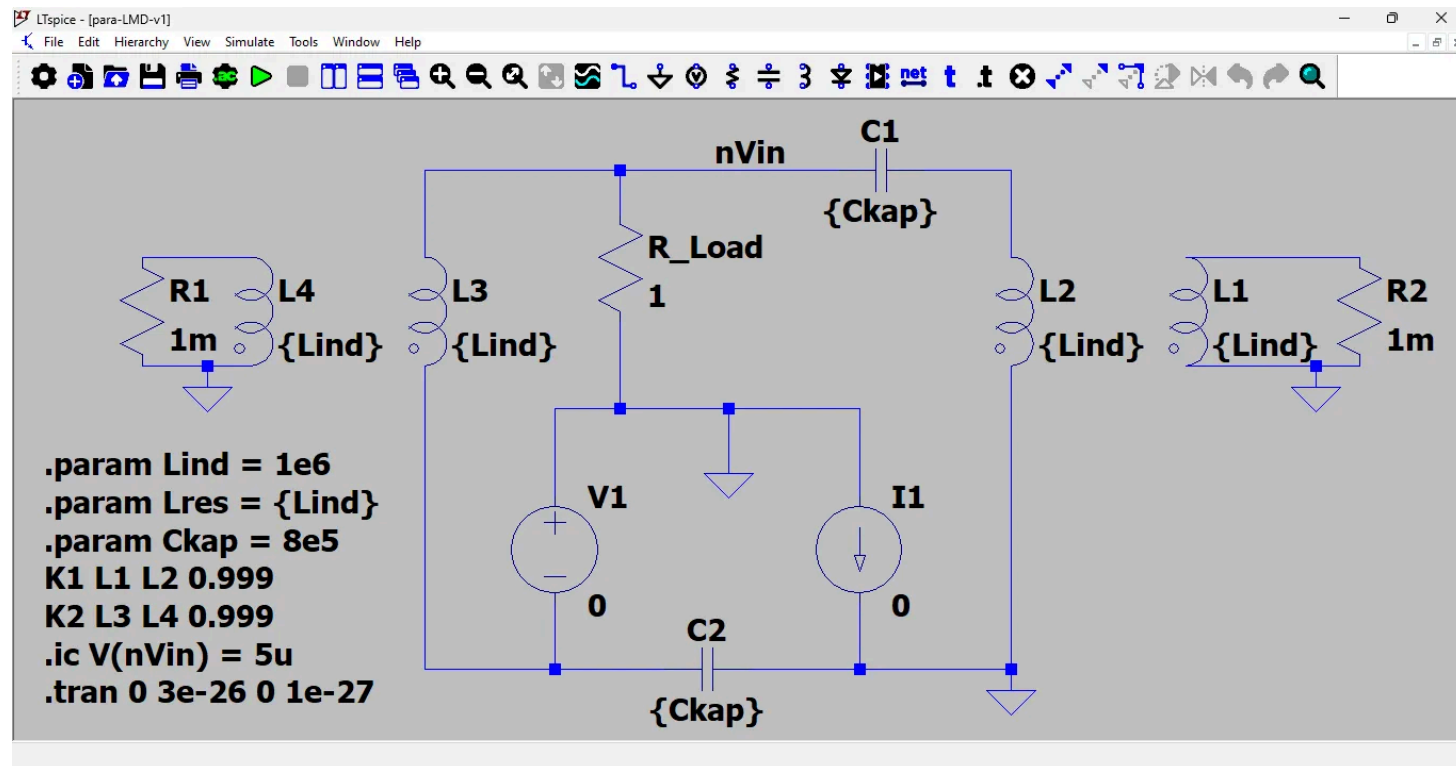
method = trap

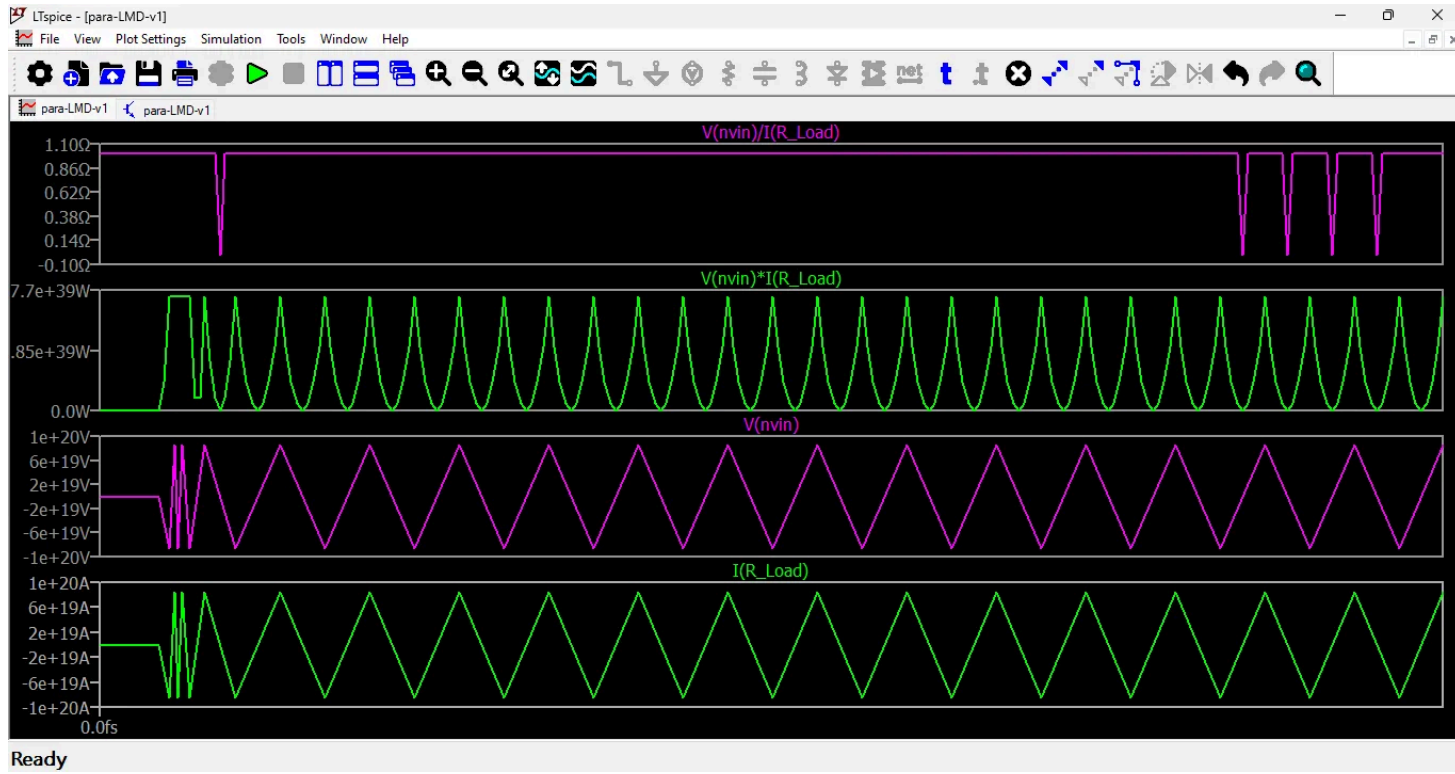
Direct Newton iteration for .op point succeeded.

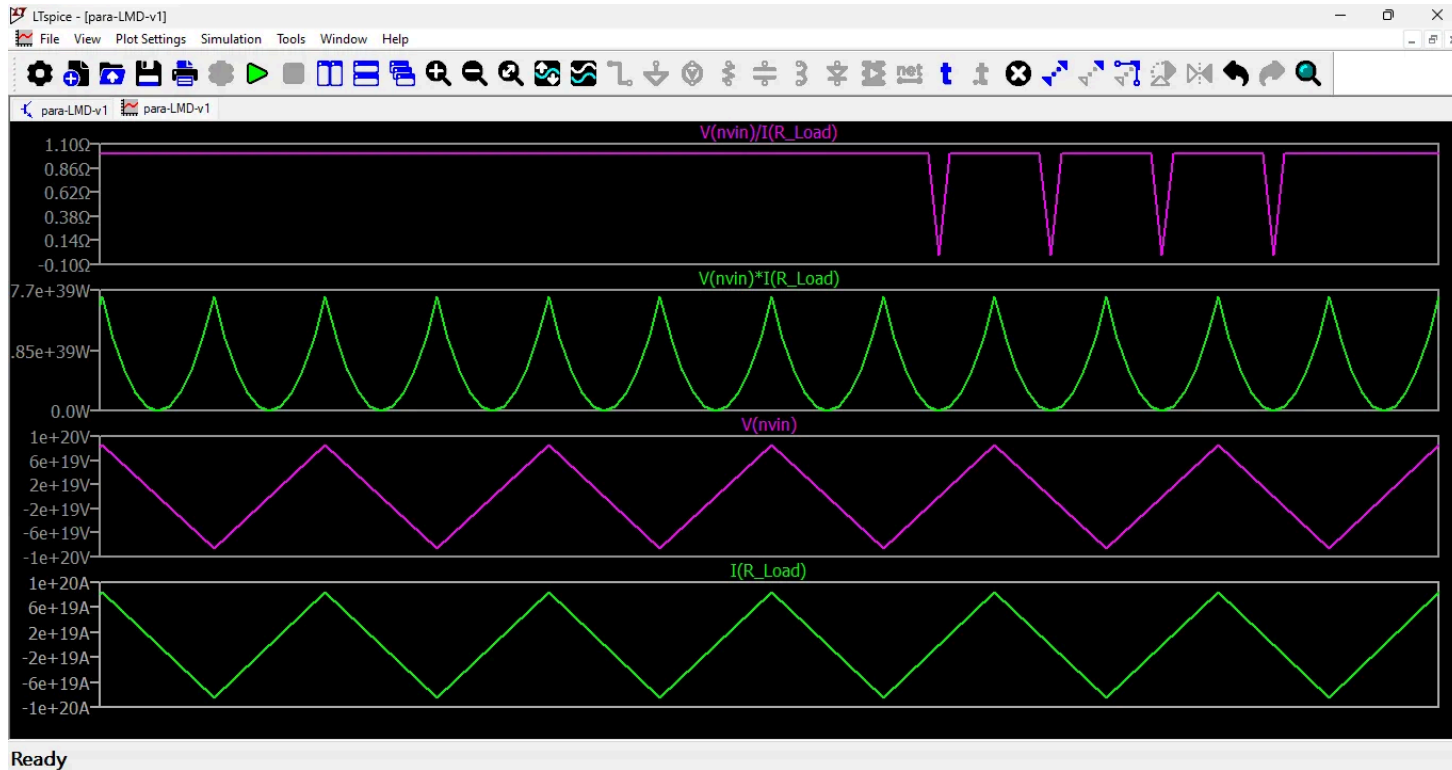
Total elapsed time: 0.138 seconds.

Files loaded:

C:\Users\vinya\Documents\Sims\LTSpice\2026\04 - Apr\21\para-LMD-v1.net








The wattage is a very bizarre waveform which initiates and terminates its half-sinusoidal waves at the height of its wattage cresting its downward curves troughing at zero watts. Meanwhile, its voltage and current phases appear to be triangle waves.

And we're left with a new nagging question of: what do we replace the zero-voltage source and the zero-amperage current source with when it comes time to build this?

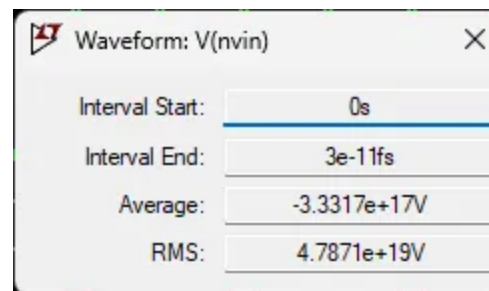
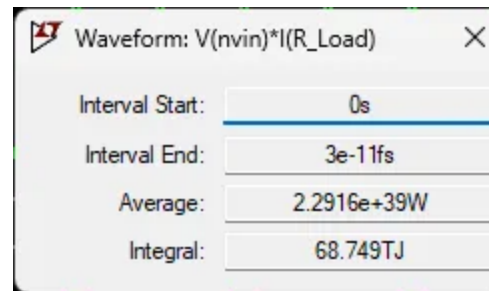
I think each pair of zero-amperage current source and zero-voltage source represents one pair of spherical capacitors per half cycle of oscillation. Thus, while one type of

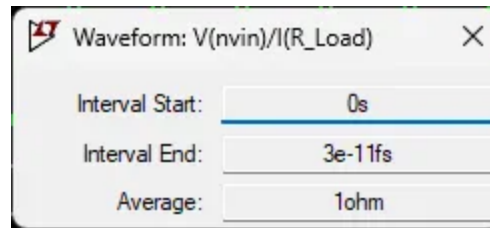
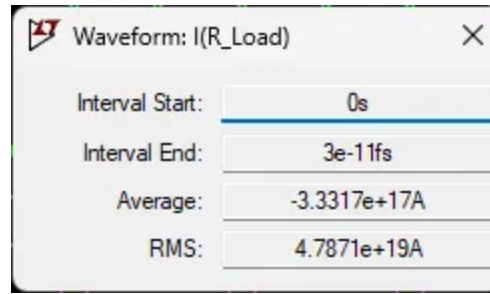
zero-source represents one spherical capacitor while the other type of zero-source represents another spherical capacitor per half-cycle of oscillation, their roles switch capacitors during each subsequent half-cycle of oscillation. This is what I speculate was taking place with the Amman brothers' device:



Or else, they're some sort of array of custom-made tubes (in Tesla's Pierce-Arrow) which were probably filled with a noble gas or a mixture of some sort? This latter condition is what I possibly have ended up with since it takes three pairs of zero-sources, couched within three daisy-chained LMD modules (of Eric Dollard's analog computer) to be able to reduce the circuit's inductances and capacitances to as low a value as you wish. This implies that Tesla's mysterious box of 12 tubes could be the equivalent of two separate circuits, each containing six tubes representing three pairs of zero-sources per circuit (using circuit version three, down-below).

Here are the individually averaged outputs for version one, up-above, which has merely one LMD module:






---

Netlist:

\* C:\Users\vinya\Documents\Sims\LTSpice\2026\04 - Apr\21\para-LMD-v1.asc

\* Generated by LTspice 24.1.9 for Windows.

R\_Load nVin 0 1

L1 N003 0 {Lind} Rser={Lres}

L2 N001 0 {Lind} Rser={Lres}

C1 N001 nVin {Ckap}

C2 0 N004 {Ckap}

L3 nVin N004 {Lind} Rser={Lres}

L4 N002 0 {Lind} Rser={Lres}

R1 N002 0 1m

R2 N003 0 1m

I1 0 0 0

V1 0 N004 0

.param Lind = 1e6

.param Lres = {Lind}

.param Ckap = 8e5

K1 L1 L2 0.999

K2 L3 L4 0.999

.ic V(nVin) = 5u

.tran 0 3e-26 0 1e-27

.backanno

.end

---

In this next version, I managed to improve the likelihood of this circuit getting built by reducing the inductances to 100 Henrys, the capacitances to 1F, and a runtime duration of  $3e-26$  using a maximum time step bounded at  $1e-27$  seconds without errors:

Output Log:

LTspice 24.1.9 for Windows

Circuit: C:\Users\vinya\Documents\Sims\LTSpice\2026\04 - Apr\21\para-LMD-v2.net

Start Time: Tue Apr 21 13:45:58 2026

solver = Normal

Maximum thread count: 4

tnom = 27

temp = 27

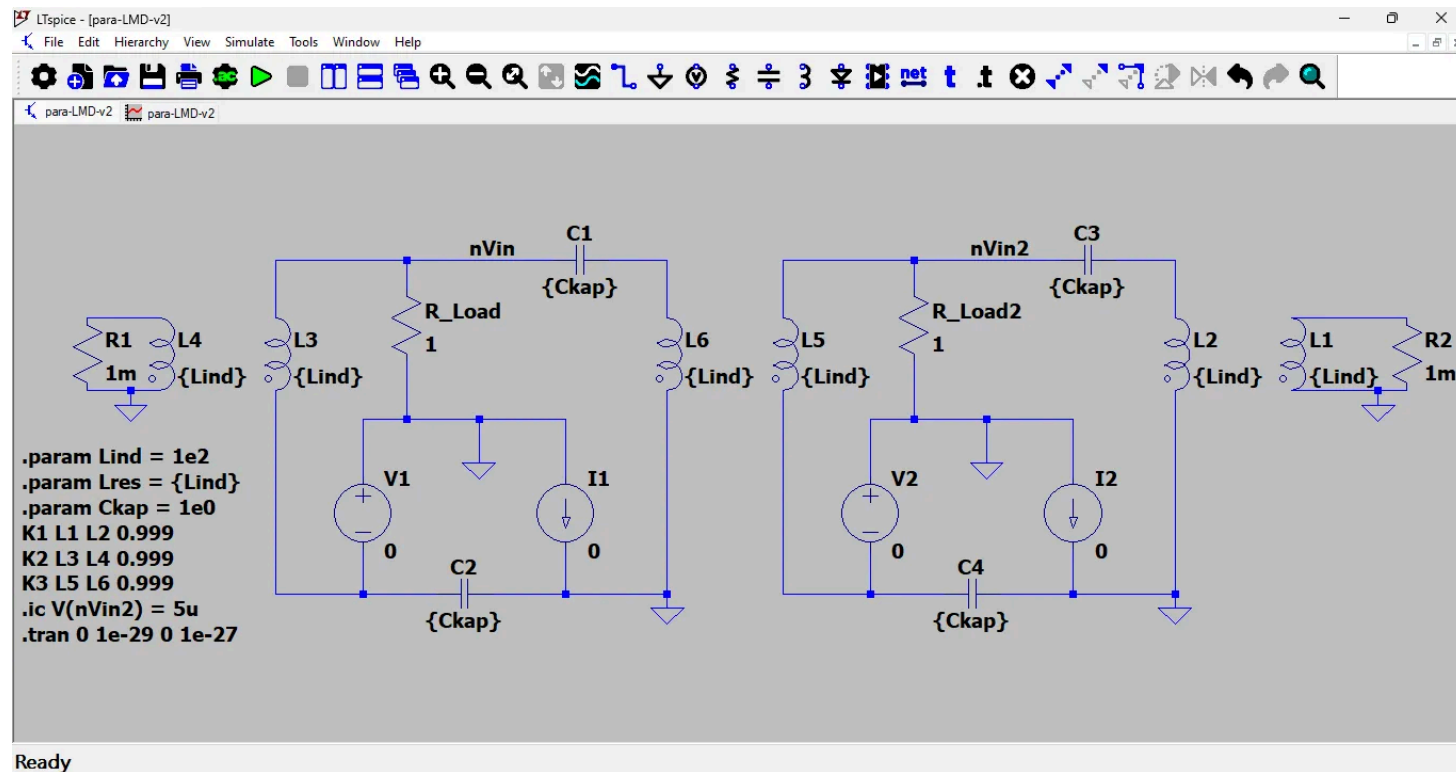
method = trap

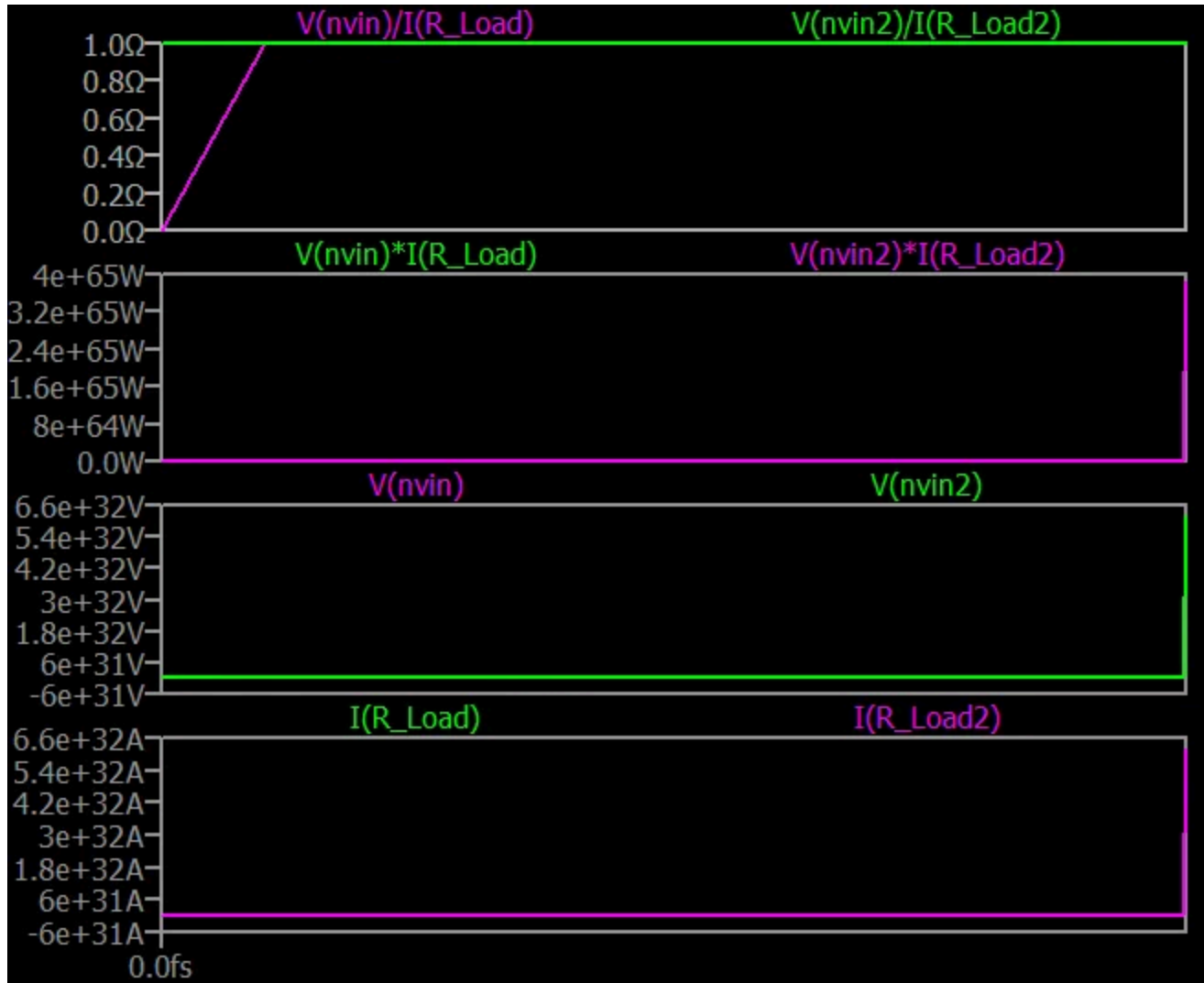
Direct Newton iteration for .op point succeeded.

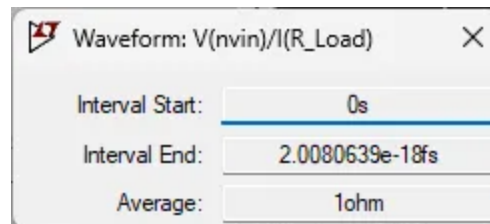
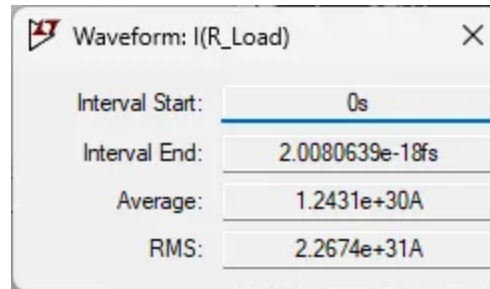
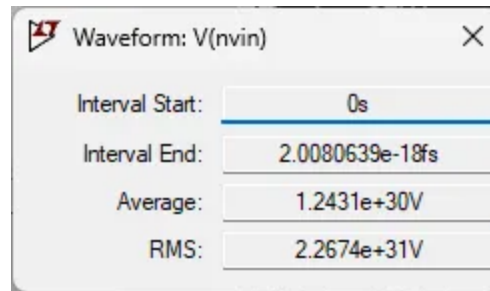
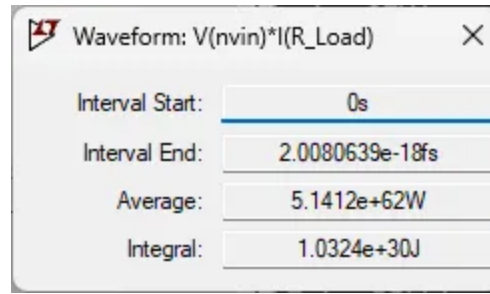
Total elapsed time: 175.688 seconds.

Files loaded:

C:\Users\vinya\Documents\Sims\LTSpice\2026\04 - Apr\21\para-LMD-v2.net







So, as you can see, not only have the coils been reduced to 100 Henrys, and the caps have been reduced to 1 Farad, but the simulation runtime has also been reduced to 2e-33 seconds, also known as 0.000000000000000000000000000000002 seconds, or 2 femto femto milli seconds.

Here's the netlist:

\* C:\Users\vinya\Documents\Sims\LTSpice\2026\04 - Apr\21\para-LMD-v2.asc

\* Generated by LTSpice 24.1.9 for Windows.

R\_Load nVin 0 1

L1 N004 0 {Lind} Rser={Lres}

L2 N002 0 {Lind} Rser={Lres}

C1 N001 nVin {Ckap}

C2 0 N005 {Ckap}

L3 nVin N005 {Lind} Rser={Lres}

L4 N003 0 {Lind} Rser={Lres}

R1 N003 0 1m

R2 N004 0 1m

I1 0 0 0

V1 0 N005 0

R\_Load2 nVin2 0 1

L5 nVin2 N006 {Lind} Rser={Lres}

C3 N002 nVin2 {Ckap}

C4 0 N006 {Ckap}

L6 N001 0 {Lind} Rser={Lres}

I2 0 0 0

V2 0 N006 0

.param Lind = 1e2

.param Lres = {Lind}

.param Ckap = 1e0

K1 L1 L2 0.999

```
K2 L3 L4 0.999
```

```
K3 L5 L6 0.999
```

```
.ic V(nVin2) = 5u
```

```
.tran 0 1e-29 0 1e-27
```

```
.backanno
```

```
.end
```

---

In this final version of three daisy-chained, LMD analog computer modules of Eric Dollard's variety (more or less; he shorts out his coil pairs - I don't), I managed to improve the likelihood of this circuit getting built by reducing the inductances to 1 micro-Henry, each, the capacitances to 100 nano Farads, each, and a runtime duration of 1e-29 using a maximum time step bounded at 1e-27 seconds without errors:

Output Log:

LTspice 24.1.9 for Windows

Circuit: C:\Users\vinya\Documents\Sims\LTSpice\2026\04 - Apr\21\para-LMD-v3.net

Start Time: Tue Apr 21 14:19:16 2026

solver = Normal

Maximum thread count: 4

tnom = 27

temp = 27

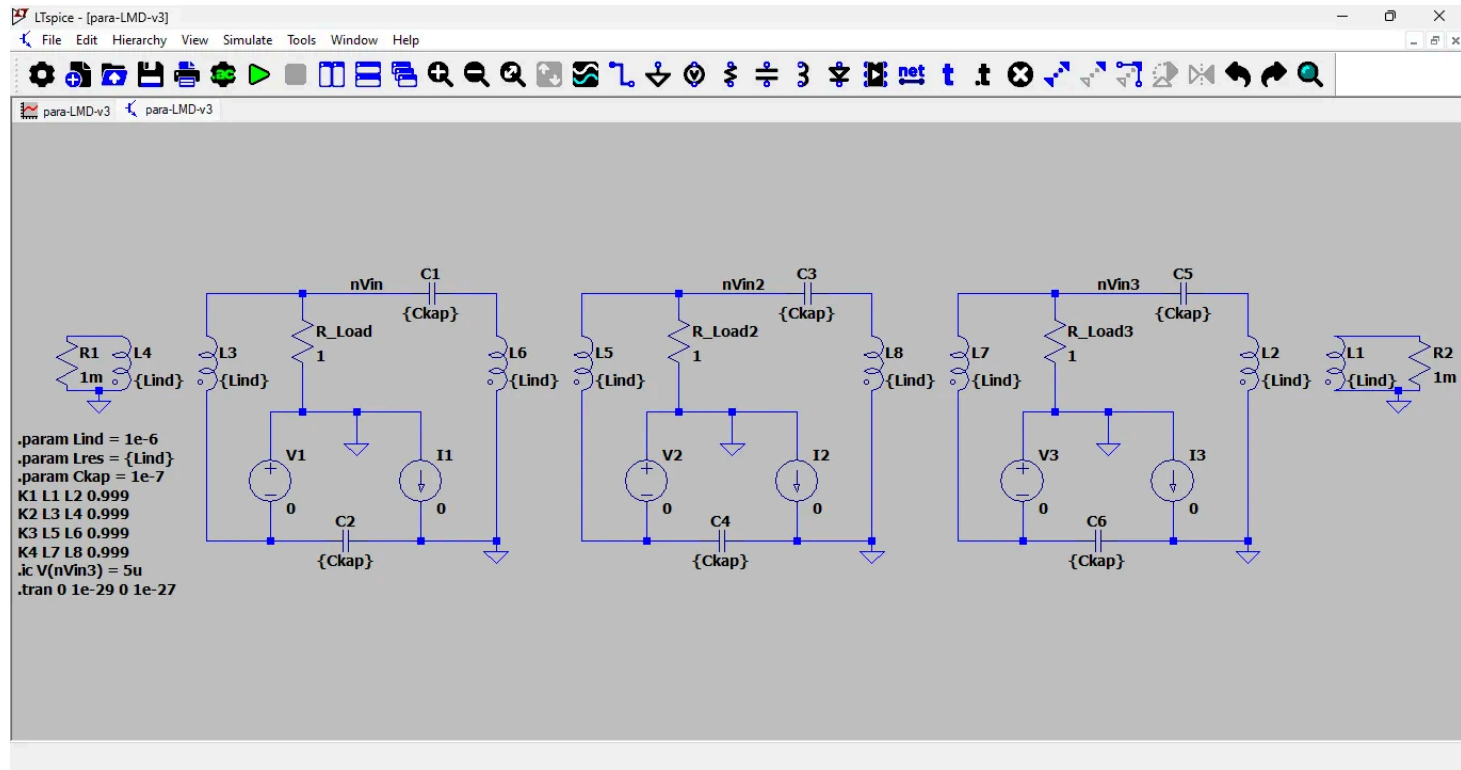
method = trap


Direct Newton iteration for .op point succeeded.

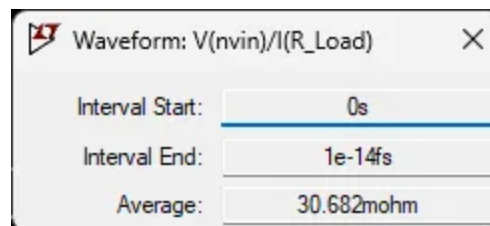
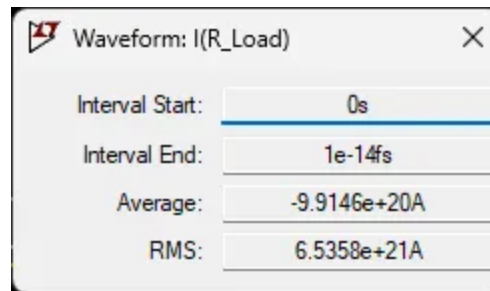
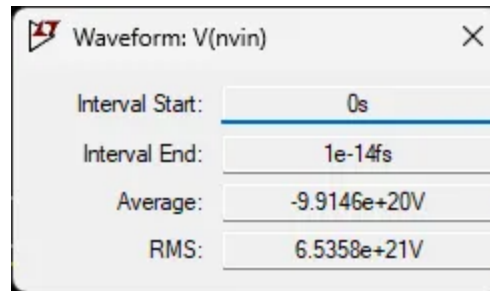
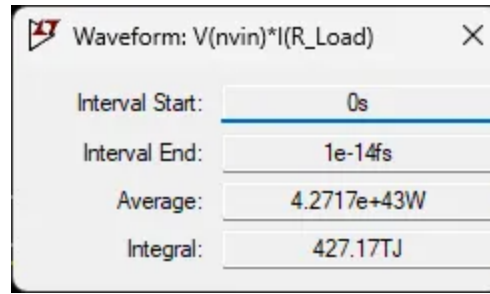
Total elapsed time: 0.098 seconds.

Files loaded:

C:\Users\vinya\Documents\Sims\LTSpice\2026\04 - Apr\21\para-LMD-v3.net







Netlist:

\* C:\Users\vinya\Documents\Sims\LTSpice\2026\04 - Apr\21\para-LMD-v2.asc

\* Generated by LTspice 24.1.9 for Windows.

R\_Load nVin 0 1

L1 N005 0 {Lind} Rser={Lres}

L2 N003 0 {Lind} Rser={Lres}

C1 N001 nVin {Ckap}

C2 0 N006 {Ckap}

L3 nVin N006 {Lind} Rser={Lres}

L4 N004 0 {Lind} Rser={Lres}

R1 N004 0 1m

R2 N005 0 1m

I1 0 0 0

V1 0 N006 0

R\_Load2 nVin2 0 1

L5 nVin2 N007 {Lind} Rser={Lres}

C3 N002 nVin2 {Ckap}

C4 0 N007 {Ckap}

L6 N001 0 {Lind} Rser={Lres}

I2 0 0 0

V2 0 N007 0

R\_Load3 nVin3 0 1

C5 N003 nVin3 {Ckap}

C6 0 N008 {Ckap}

L7 nVin3 N008 {Lind} Rser={Lres}

I3 0 0 0

V3 0 N008 0

L8 N002 0 {Lind} Rser={Lres}

```
.param Lind = 1e-6
```

```
.param Lres = {Lind}
```

```
.param Ckap = 1e-7
```

```
K1 L1 L2 0.999
```

```
K2 L3 L4 0.999
```

```
K3 L5 L6 0.999
```

```
K4 L7 L8 0.999
```

```
.ic V(nVin3) = 5u
```

```
.tran 0 1e-29 0 1e-27
```

```
.backanno
```

```
.end
```

---

[Download all of the circuit files here.](#)

---

1 [solve for the roots of  \$x^2+x-1=0\$](#)  (Wolfram/Alpha)

2 [solve for the roots of  \$x^2-x-1=0\$](#)  (Wolfram/Alpha)

---

## Subscribe to Is Free Energy for Real?

By Vinyasi · Launched a year ago

Free energy is the ability to contact the aetheric (imaginary; square root of negative one) substrate (akasha) of space which eliminates (by substitution) the need for implementing an electrical ground for circuit design.

<https://tinyurl.com/sub-falstad>

By subscribing, you agree Substack's [Terms of Use](#), and acknowledge its [Information Collection Notice](#) and [Privacy Policy](#).

[← Previous](#)

## Discussion about this post

Comments

Restacks



Write a comment...

© 2026 Vinyasi · [Privacy](#) · [Terms](#) · [Collection notice](#)  
[Substack](#) is the home for great culture