

Analyzing my Hypothetical Replication of Bill Fogal's Transistor Module.



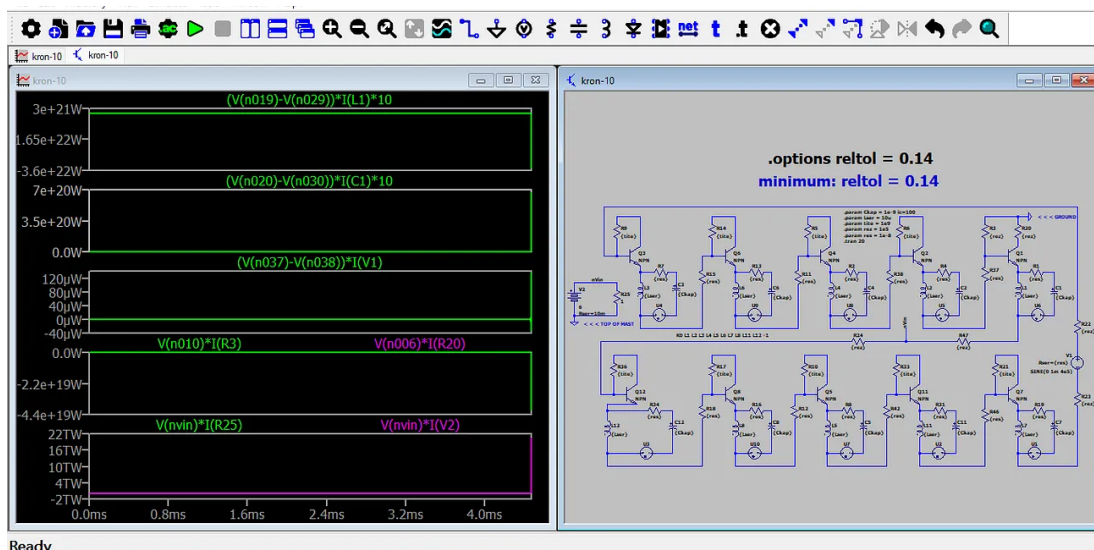
VINYASI

MAY 06, 2026

Analyzing:

Bill Fogal's Transistor Module, pt. 3

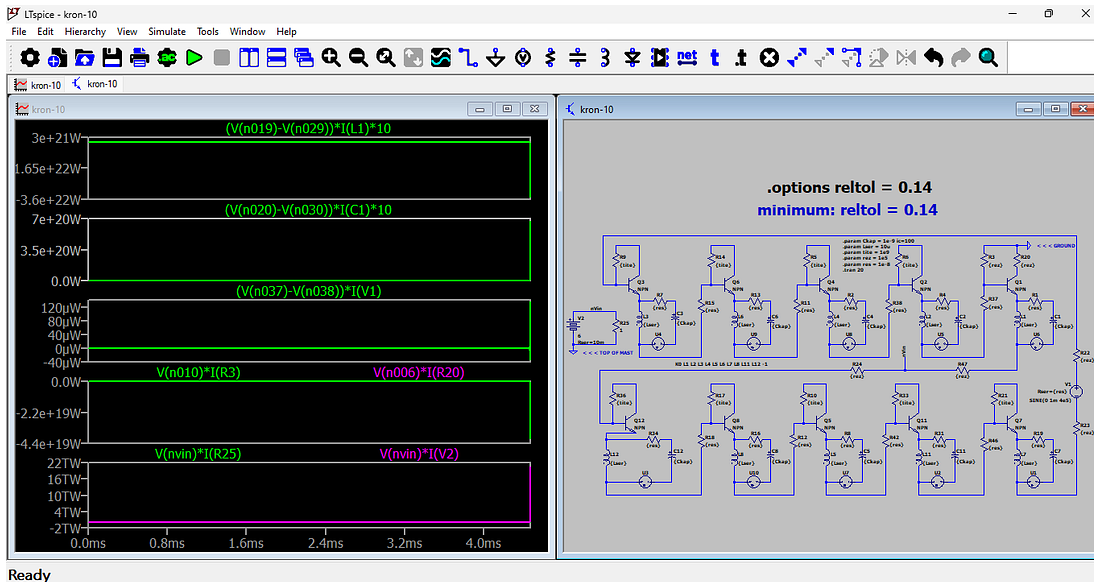
VINYASI · MAY 5



Ready

It's more clear to me, now, that the Earth-grounded mast — represented by the 6V battery on the far left of the schematic, is not supplying energy through itself from its immediate ground. Most of th...

[Read full story](#)



The inductor, L1, is generating ten times less than negative 3.6 watts at the last moment since its wattage is negative with a considerable magnitude peaking at 10^{22} since I measured merely one inductor and assumed the same value among the other nine.

Meanwhile, ...

The capacitor, C1, is absorbing ten times less than positive 7 watts at the last moment peaking at 10^{20} since I measured merely one capacitor and assumed the same value among the other nine.

Meanwhile ...

The sine wave generator, V1, is peaking at positive 120 micro watts and negative 40 micro watts indicating that it is absorbing more than it is generating by a factor of 3 to 1.

The 6V battery, V2, representing a grounded mast, is absorbing positive 22 watts times 10^{12} .

So, ...

Inductors normally absorb while capacitors generate oscillations, so the inductor is acting like a capacitor and the capacitor is acting like an inductor thereby demonstrating negative impedance among them both.

Plus, the inductor is generating 50 times more power than its partnered capacitor is absorbing. Thus, ...

$$L1 \times 10 \rightarrow 3.6e+22W$$

$$C1 \times 10 \rightarrow 7e+20W$$

$$L1(10) / C1(10) = 3.6/7 \text{ and } 22-20 = 1/2 \times 100 = 50$$

and ...

L1(10) is left with a surplus of generating:

$$L1(10) - C1(10) = 3.6e+22W - 7e+20W = 3.53e+22W$$

Meanwhile, ...

$$V1 \rightarrow (+1.2e-4W + (-4e-5W)) = \text{total } +8e-5W$$

$$V2 \rightarrow +22e+12W$$

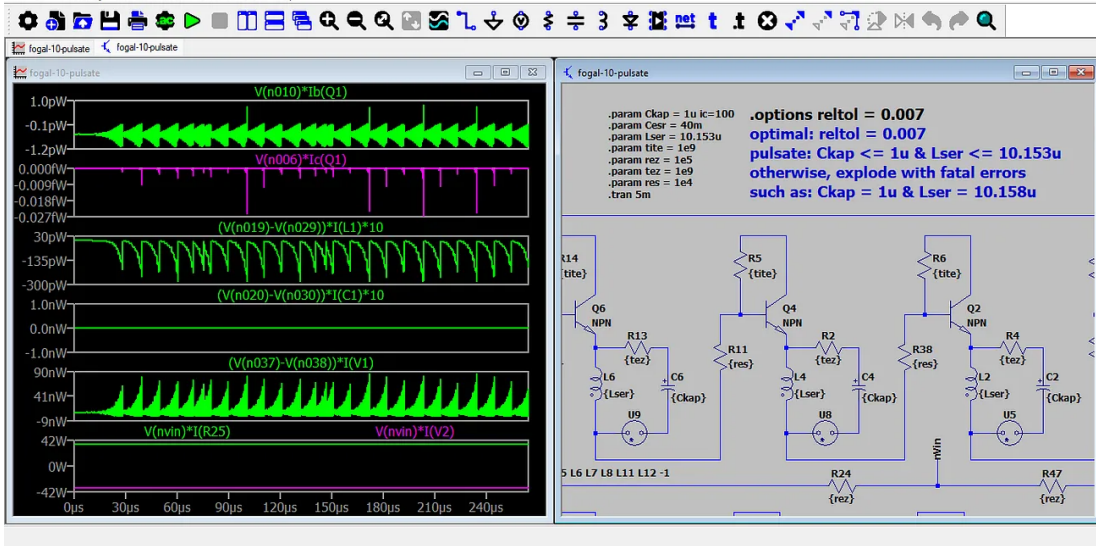
$$V1 + V2 = +8e-5W + (+22e+12W) = 22,000,000,000,000.00008W \sim = +22e+12W$$

This does not account for everything, such as the neon bulbs, or the resistors, nor the transistors, etc.

Continued here:

Made some Modifications to Fogal's Transistor Replication: Pulse Mode (low power) versus Explosion Mode.

VINYASI · 8:38 PM



Pulse mode:

[Read full story](#)