

# Attempting to Include Safe Experimentation by Providing Various Shorts to Ground.

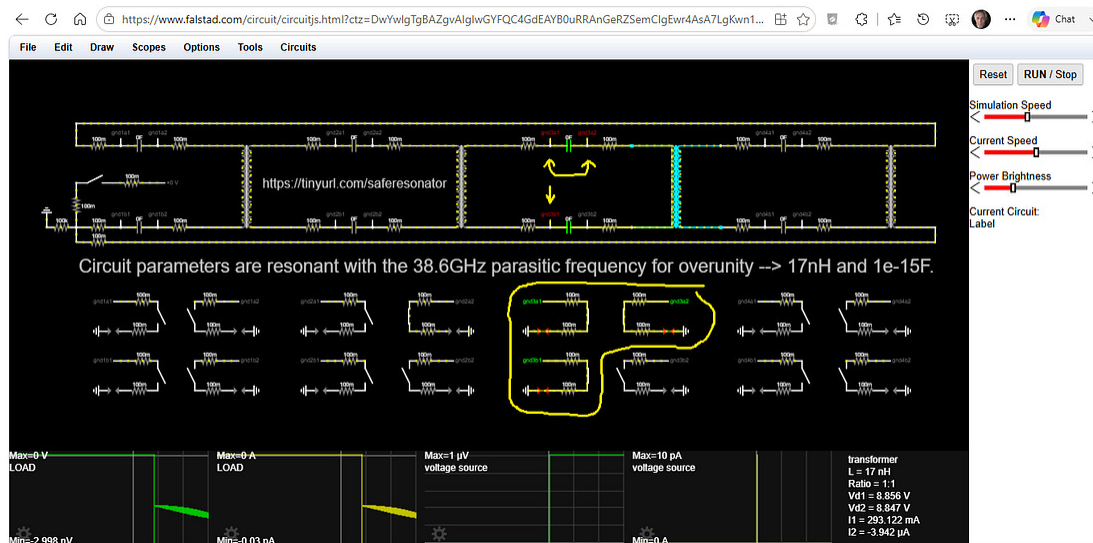
Sort of works! ;-)



VINYASI

JUN 17, 2026

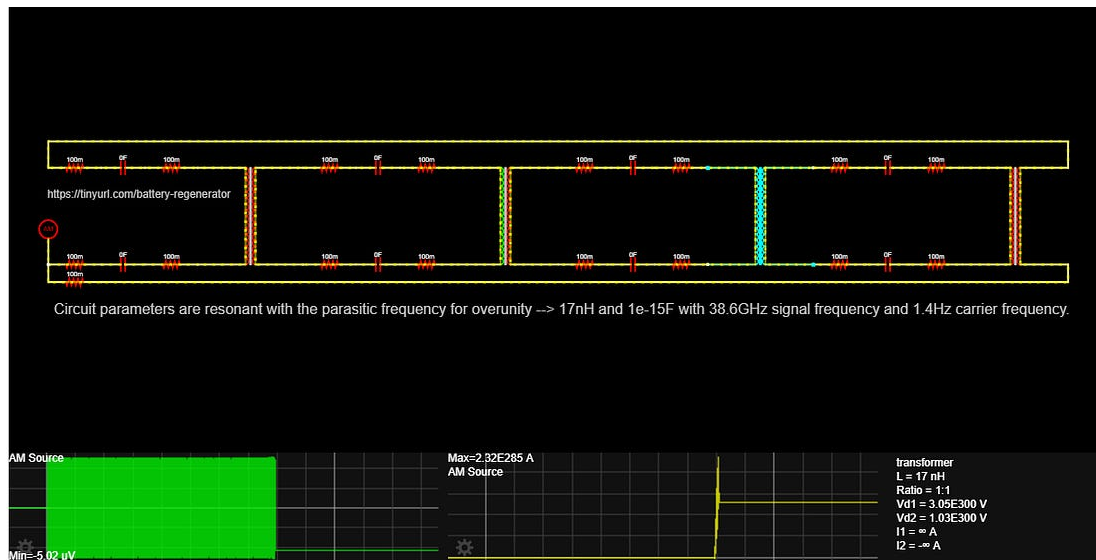
Let's see if we can discover how to regulate the electrical explosion of this circuit (from my previous posts) by inserting lots of opportunities for grounding out the overunity reactive response operating under the auspices of L.V. Bewley's contribution to electrodynamic theory which comes courtesy of Eric Dollard's analog computer in LMD mode:



So, I merely have to close three switches, among the sixteen possible shorts to ground, in order to slow down the escalation of output at this stage of the circuit's performance.

Notice how the module, which is exhibiting escalation this early during the simulator's runtime, is the module which is furthest from the module on the far left. That module (on the far left) receives the initial charge from the microvolt voltage source adjacent to its snap switch. This suggests that escalation is occurring at a node of least oscillation of amplitude if this entire daisy-chain circuit represents a standing wave.

Notice how the transformer, which I've highlighted with my cursor (it appears lit up in cyan coloration), is the very transformer which tends to exhibit the highest gain in previous editions of this circuit:

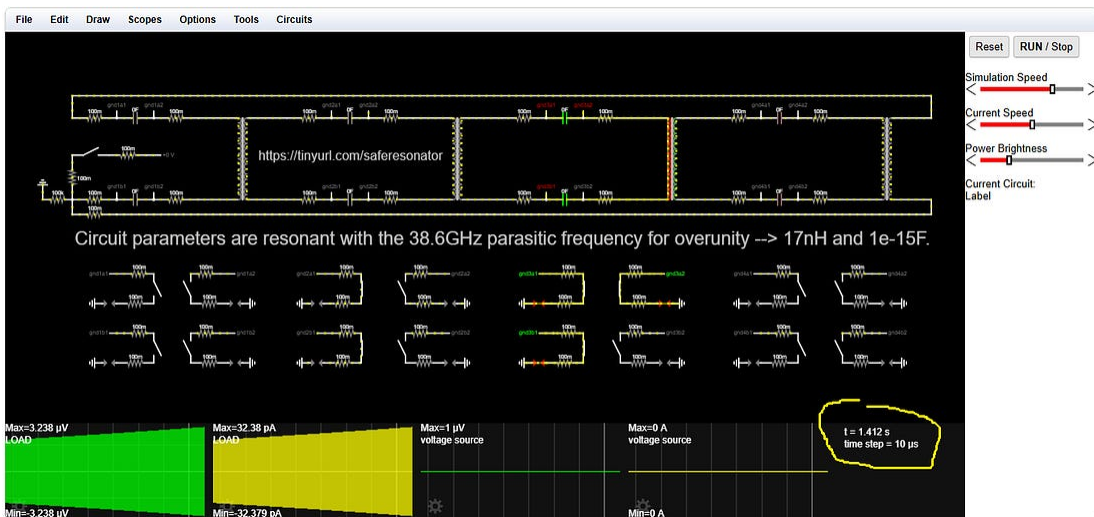


I get to close two more switches, circled in yellow, in addition to the three previous switches I have already closed, as the amplitude of this entire circuit continues to grow:



... without preventing further growth.

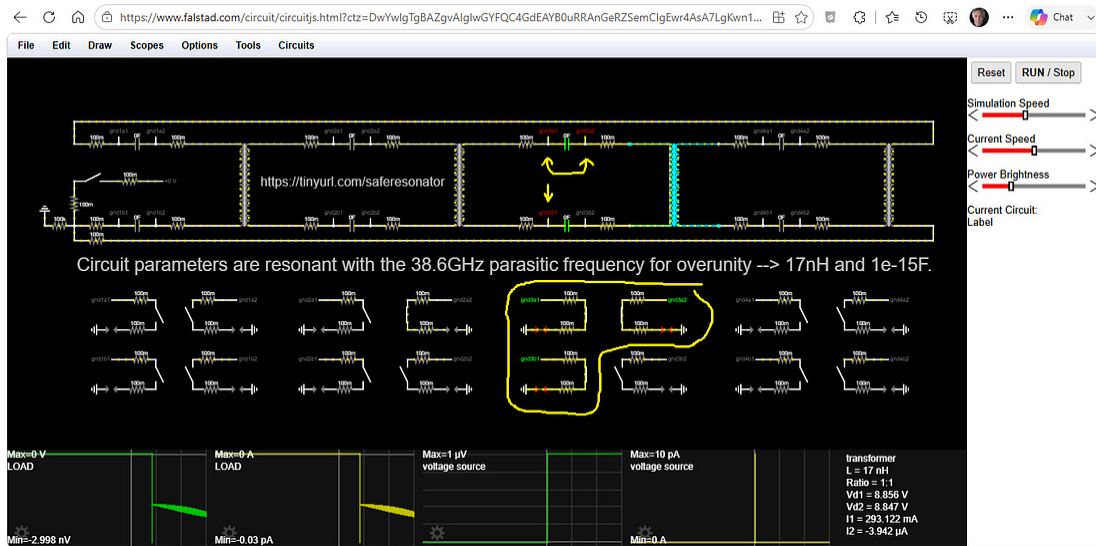
Yet, this circuit manages to continue to grow despite its reduced rate of escalation. Over a second has passed and the resistive load, on the far left (of 100k ohms), has not had a chance to surpass microvolts and picoamps (as depicted in the brightly colored lime and yellow oscilloscope tracings in the bottom left corner):



That's a big improvement over previous versions of this circuit which took less than 1.343 microseconds to reach infinity!



Let's reexamine the very first screenshot, up-above:



... along with the second snapshot taken of this same circuit a little later during this simulation:



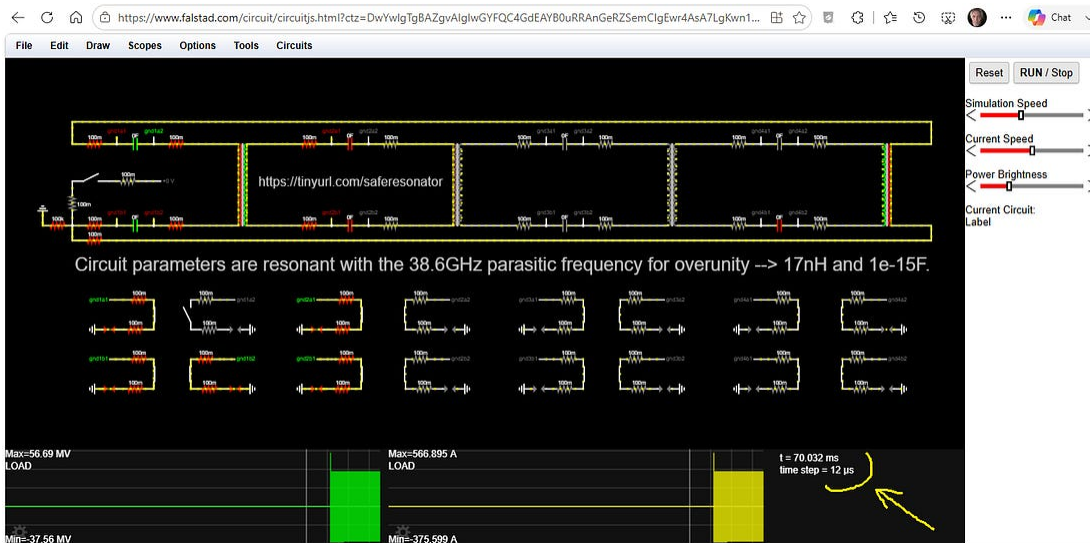
Although the current of "I2" (representing the secondary coil on the right side of this highlighted transformer) is growing, it remains behind the amplitude of "I1" on the left side of this transformer. This implies that the three switches which were initially closed (before the subsequent two switches were also closed) may be the only switches we have to regulate so as to regulate the growth rate of the escalation of the amplitude of this circuit's output. This implies that this circuit may not need all sixteen shorts. It may be adequate to retain merely these three to adequately control the outcome.

All but three, of the sixteen pathways to ground (not including the LOAD's pathway to ground on the far left), are engaged in this next screenshot:



Notice how much power is resident within the second transformer from the left in the image, above: Tera volts ( $\pm 1.7e+12V$ ) and Mega amps, despite the ultra-low level of power in the resistive load on the far left!

In this next screenshot, it became obvious to me that since varying the time-interval of simulations varies the outcome — especially of which switches to engage, I can't make any predictions as to what the outcome will be. So, all I can do is provide you with this concept and hope that you'll work it out if built and if it at least vaguely conforms to these projections.



12 microsecond time-interval, here, as compared to 10 microseconds, above for all of the others (not including the 26 picoseconds from a prior version).

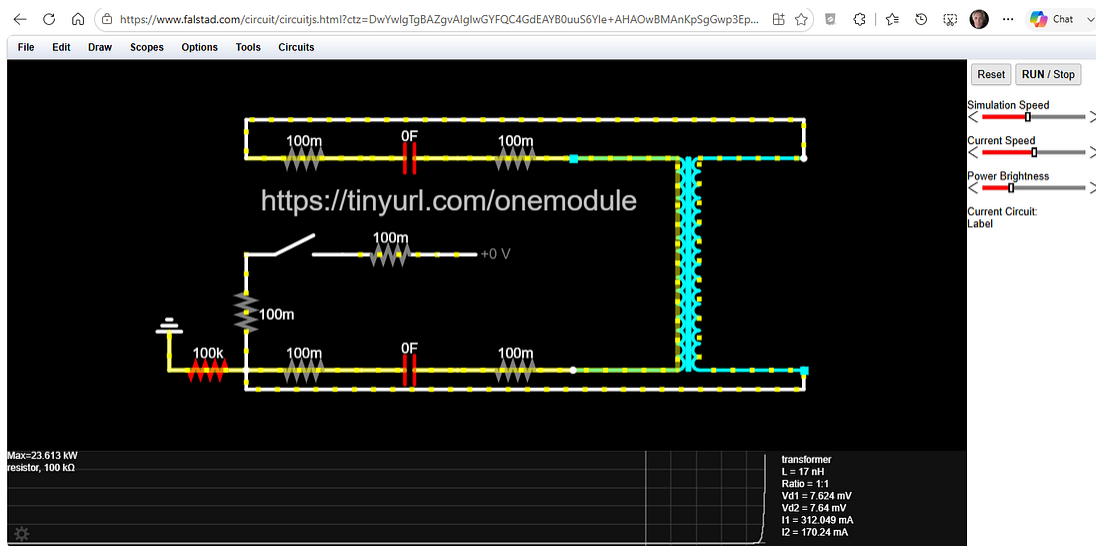
Here's the shortened link to this scenario: <https://tinyurl.com/saferesonator>

[https://www.falstad.com/circuit/circuitjs.html?  
ctz=DwYwlgTgBAZgvAlglwGYFQC4GdEAYB0uRRAnGeRZSemClgEwr4AsA7Lg  
Kwn1IBsvrDrhQd0IAEalh6AA6SE9ABzoAbhERJ6udAFtsUgKYBaJEgQA+AFBQo  
waAA8Ni51BS9FUJCUXNX79PAI2IDqQfhmAPRWNqBQjsjOHm4eSlq4Sf6weGla  
XkiiUGAq2VBYoQS4ZIAqACbZUda29nEMpr5KKFD0HJpdirwBiMzoWGAMypgGi  
AAWGBgyWABcEREYYAB2AJ4ArhAANvvggAPY6EVgAhjAGEAZYR+vnGEcQCA0  
xzfFlrF9QzPyuHF4HF+vGoWQQw1KYwhwQwUwQAGFICBtmAMFAZOclOcdAY  
4RAfAsQYQrd7ud1uiAO5o6aYaYkICKfC8ADiAAkAF4YrHnUZrECwG4AR22Bn  
WIE2sGeUCOKmu23WaKIRiMADIAOYYADcniY63ZRPWNU8eQ4ADF8K9orZBZ9  
Ep5uJ40ilulMgjlkGaaMUPaVyoQqrV6jbgAAVFrIby+Lz0LpfXh+CaBYIbDT4VjGC  
bYjRil54fDkdAOjSsAZQEC4EogJAhrAKmRkTuR1x5spZiQIPW+uN+LtzydvW9Jc  
d93aN62PulkdDr4jt3gieh6clAfJAEt5hEcc9mKrgfb3DO9K-  
HdLve2yOMDhx2NdeisO+L7sV3ImApFEplAuVVR1D1J1ielbzbFt6EfMDk2rd98h9  
b8Az-  
aoAOXeslxAZtXTjeheG3JNd0KdZ00zIxs3OXMK3zMliygEtKDLMQqz9Gs6xiBwn  
Bce8vB8VsCIDSJQ3YhQE1bB8n14i8QgLAT6yE0DRPoTCJNffjLzsa8RI3CDxOSPj  
pLUuSRCgroIN0yTVKAoT52fO8XWUkoLMEyNUIPDdrPw8z9KA9CGBIBc2yQXBf  
DM1802QDMs3QHnkDzAsaLohNGOrWtAKckDFD4JMuj8qC9LCGS2OvXDjy01g  
3A8ISvLS8ZMvvegcvsv1HNkoq8LqsrE1jPKCAKq90sy0rypCmCvQ-eC-R-  
MikODVL6ztGrOqdR9yq6yS6FGuDCI9YJJoqIMULU+a1yUY97xQLRTPfEakG9La  
EN-fbWL6xBzrSLLzqlCrrtur8JsQx7ZsK-  
tApjJ0Psu+huvCAymxO0SUBQMtGuCZqgZekH3our6mqqlr+zhjcEaR4acfytSfL  
XRHFrbQEMmgv0wqQCLSKi8iYsouKyGLaFEorJjghYwHbCsuyj2HOMjyh3qG2c7  
4Jc+9ySdQmINWc3C6c8dXXDcXdLLV5gNcVzJKuQYgdz1z45a6cSjfpIHcZiQILd  
6SC9SWp8CJkCidB0RAMAgMUyftcTXa+d3lc8smglAJWcxQQ5t7hj0g90+GLV8  
dHOextsIM3pb2dY49PLi7L4YJXzhRANWNJBznzww7U4p1Uk43hy5KSuEGmpa](https://www.falstad.com/circuit/circuitjs.html?ctz=DwYwlgTgBAZgvAlglwGYFQC4GdEAYB0uRRAnGeRZSemClgEwr4AsA7LgKwn1IBsvrDrhQd0IAEalh6AA6SE9ABzoAbhERJ6udAFtsUgKYBaJEgQA+AFBQowaAA8Ni51BS9FUJCUXNX79PAI2IDqQfhmAPRWNqBQjsjOHm4eSlq4Sf6weGlaXkiiUGAq2VBYoQS4ZIAqACbZUda29nEMpr5KKFD0HJpdirwBiMzoWGAMypgGiAAWGBgyWABcEREYYAB2AJ4ArhAANvvggAPY6EVgAhjAGEAZYR+vnGEcQCA0xzfFlrF9QzPyuHF4HF+vGoWQQw1KYwhwQwUwQAGFICBtmAMFAZOclOcdAY4RAfAsQYQrd7ud1uiAO5o6aYaYkICKfC8ADiAAkAF4YrHnUZrECwG4AR22BnWIE2sGeUCOKmu23WaKIRiMADIAOYYADcniY63ZRPWNU8eQ4ADF8K9orZBZ9Ep5uJ40ilulMgjlkGaaMUPaVyoQqrV6jbgAAVFrIby+Lz0LpfXh+CaBYIbDT4VjGCbYjRil54fDkdAOjSsAZQEC4EogJAhrAKmRkTuR1x5spZiQIPW+uN+LtzydvW9Jcd93aN62PulkdDr4jt3gieh6clAfJAEt5hEcc9mKrgfb3DO9K-HdLve2yOMDhx2NdeisO+L7sV3ImApFEplAuVVR1D1J1ielbzbFt6EfMDk2rd98h9b8Az-aoAOXeslxAZtXTjeheG3JNd0KdZ00zIxs3OXMK3zMliygEtKDLMQqz9Gs6xiBwnBce8vB8VsCIDSJQ3YhQE1bB8n14i8QgLAT6yE0DRPoTCJNffjLzsa8RI3CDxOSPjpLUuSRCgroIN0yTVKAoT52fO8XWUkoLMEyNUIPDdrPw8z9KA9CGBIBc2yQXBfDM1802QDMs3QHnkDzAsaLohNGOrWtAKckDFD4JMuj8qC9LCGS2OvXDjy01g3A8ISvLS8ZMvvegcvsv1HNkoq8LqsrE1jPKCAKq90sy0rypCmCvQ-eC-R-MikODVL6ztGrOqdR9yq6yS6FGuDCI9YJJoqIMULU+a1yUY97xQLRTPfEakG9LaEN-fbWL6xBzrSLLzqlCrrtur8JsQx7ZsK-tApjJ0Psu+huvCAymxO0SUBQMtGuCZqgZekH3our6mqqlr+zhjcEaR4acfytSfLXRHFrbQEMmgv0wqQCLSKi8iYsouKyGLaFEorJjghYwHbCsuyj2HOMjyh3qG2c74Jc+9ySdQmINWc3C6c8dXXDcXdLLV5gNcVzJKuQYgdz1z45a6cSjfpIHcZiQILd6SC9SWp8CJkCidB0RAMAgMUyftcTXa+d3lc8smglAJWcxQQ5t7hj0g90+GLV8dHOextsIM3pb2dY49PLi7L4YJXzhRANWNJBznzww7U4p1Uk43hy5KSuEGmpa)

8hoCC+vDLqb6Wq24Izvu5Qc4+9DAf7VclsXKSHXJInmvxHruOXDch0EfLCv4W7  
pBxBn+s54WrKIAGleD6r40UBPtTz4UDqFNfsvx8P+ +66fhuGFfwaiY96fzvJUB+  
m8QKuy0IAm+Hcv41HoBvX+ 15Q5LVDmPVe8D6A-37n-  
BQRIL4EOAZg0BiDT4xGfvJOqBCP4kK7sabB5DbDP3BvDLGtDb70JqMwHBs88G  
vQhq4OGHC4GgJ4Uw4ALCsaE2kbAv0a9uFINwbDN6MjVFyNhPA5gj9IH2kUIA  
W8KRWBIOMSArhtclEMGEHGQxXR0jHIMXQo+09kF6N8ECTqxjEweLMUfJRfDrz  
WKgB4uxb0fFOPXhlyhrtbEQX0Y4zh3dsGWIUMwEgiZYkcCHAK0RXDGGuIYK7E  
JcT3GAI8Qw-  
xZ88GKXScEwEXQsmIP3rkpJOiAkgUEDYpQ1sgoGKUOUsBvCqnXnSQ47pKAiA  
eByfi+BU8onVM6XUxMj5enhMSffSpFDqmjKwa4SZSyBkP3mbDTkTiUB8Cmf0iJ  
3ChIbKbJ2MZSQDaXLtugBR4iCnHUyiE85LY1ktONNoIJKAHm7JBS4f5MyxFtLxk  
4U8XBbluARVLIocKPBPIog6DFKKLYaHSeirQdiDZQGxZHHqqKowtgRUSqZV1Sb  
ktxQoboGSIp7wMXS+2UdqpMvqRiobLSUmwZdyxS50SWEu6L0QVDkHbC2v  
MwMV1LJU2I5VFWV6kOnISVUPdIEchXQ0ZctRMfKr7Gq0DikVihakmplEjaV9KD  
WWtqUq21LK9Uyq5bC46n1qUCN1Rar1rC+V+vtZy4VgaqbipKswXI5qyWOojSYs  
GMA3UBpiAAZUxBAAA1qyc4Mgi60rvF4-  
1kl7gaGIOgl4gRApmzNugcQoRa3BGmFRCoF4gKZqxLm-  
Nhao16jtXG185bTbnmrRWutlaoCNonS2ttudpaq0tkm4tbdS3diAku0sg7TplmPK  
GtSW6mX6JNVoaI7chbACPSU3VD54Wqs7VmntBblGxuThBXwB7ZREvHcEcdv7  
JONqbVO1tv4O2hi7TmvNL7Cn1KVR+9dJQR3NqrTWydU6Z2-  
vQKBqa4H6yQefdeV+Sr2C+GRWWn9KHZRofQ8ETDVGcPtulgR6DRHyomt1IGgi  
yGp3-  
ubYB6dwHzyMYXYeojvSIXuCLbrUM17OMmqk1xi8m6mwXP7ec28SmN2ydU1Ss  
G+QVXusvSx3t+NPrBrU1+njY6aPoaA7O7D86iDMafaxszDj9N6aM3+yjvHbMcf  
oyBpzeGM2udMy9Z5t6QVwdVd+hz1HZ0BaE3OsDLnu1uYiy4YNKatNid8zXld  
b7NYagCJ5zYn+yRd9UIMjD6dOVay4SkQvSD0qf7Ps4NuAT1Dqeleps+zfVddq9  
5tSJmYNrg6xK11uW-TWb-f5orgn4tlZC7Ymb-  
X73YWm+R4d+X5uFfrUtkrK20tQfCwoRpt7IWldm3t1DB2MPJcc6I0bYXxvdCHCa  
nocYrN3YSwBxbgXhPBcXdeS7SrAQeZG21hgl2vtrta-  
Vqxb0TW4GtT1y9177FXbR6m5TEG3uBJRxKoK57uN-  
b47RujT3Ssg9e+I87Z6oc0puz5+LIPaPFYY3ToCTsOlVodEi2LXsYq8+cvi29XgqV  
XNfCL6Wlt4ndJbi8tNcqQJBNsVLIX8b5dx30SE5XByddqT5wkCF9TDdfrlxSrYq  
DcS8hWGHnJtxctj5Vro3svcyGrSRk7poqumvKkp6I3GFFVLQVYHz23uRUxP92y  
6ZTvpam8YFq+PWrhcx-rCnyP-

aA+e5KNbn3tTim58d2qkPtgU9suKQKjHwQi+x-ErX8q5fg-  
htDxfWJOqduF6z2jF+mnu+nJlx6jvVfB7OqWlav3QfG9evqmu7vzrR8Ot1yBHZxS  
Z8F7XybyfZrk7b7b-Pgfj5NNb++WU43Yv+rePqaambDf+9q4i3hM5kbE8V-  
H8AU3RM3XaxMVXyf1F25XOhHySDhk-  
3b2dwn3xjeOUgMzxAOzybEjWDUjWP2fw1Vf2PB+QwKv31WTxUVwPqRDXr1k  
CwKEjALvyAthj1RIsCOCgHFBEgmCwBF1wndHsB4C6woL9HiAABkAB5AAQQA  
BELBGgYgC1toRh1p21VtpDqgXo5CwNVtgAlgjhQwmCWC1w2COCuxEBuDAoqh  
rdlxhDxDJCbAIDZDSh5Dc5FDbAZCVC7C1DpZNDtDmCf1mAl52DEBODwRuCiAl  
4RdIYbQbDvx7DiBeoli1xVDcN1CPD6wdDvDfCDCuCeDTCVDwinDICJoojytJxYi0  
BXCEj3CtDLANDwAlArAgA

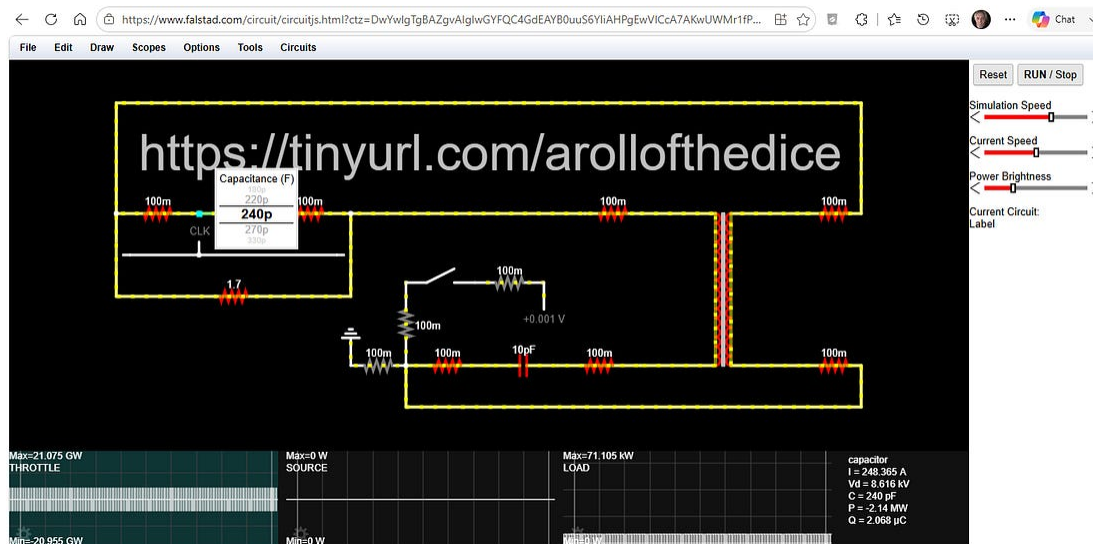
## UPDATE



One module simulated at one millisecond. This leaves me clueless as to what is going on.

## Second Update

The capacitor associated with the oscilloscope window labeled: "THROTTLE", of the following version of the circuit (above) is intended to be varied per need. That means that *you are in control* of the escalation or the dissipation of power after snapping the momentary switch to deliver a scant charge to this circuit from its voltage source (of one millivolt). A lower capacitance, below 240pF, will escalate the amplitude of power while an elevated capacitance, above 240pF, will dissipate it.



Unfortunately, several Giga watts of power will course through this system yielding a mere 100kW at the resistive load.

Talk about inefficiency! But it's for free!